



TEL: 800.BRADLEY  
FAX: 262.251.5817  
bradleycorp.com

# OmniDeck™ List Price Book020124OLP

Effective Date February 1, 2024

## Table of Contents

Introduction	
3000 Series - LD-3010 OmniDeck	3-8
5000 Series- LD-5010 OmniDeck with WashBar Technology	9-13
WB1-WB-TR1, WB2-WB-TR1 - WashBar® WB1 & WB2 with Terreon Undermount	14
WB1-WB-TR1, WB2-WB-TR1 - WashBar® WB1 & WB2 with Terreon Undermount - Australia	15
WB1-WB-ER1, WB2-WB-ER1 - WashBar® WB1 & WB2 with Evero Undermount	16
WB1-WB-ER1, WB2-WB-ER1 - WashBar® WB1 & WB2 with Evero Undermount- Australia	17
HS-Series Basins	18
SL-Series Basins	19
Lavs & Accessories - TCS	20
Lavs & Accessories - TL-18 Imperial Lavatory	21
Lavs & Accessories - Purse Shelves	22-23
Lavs & Accessories - Sheet Goods, Splashes and Aprons	24-25
Verge™ Deck Mounted Soap Dispensers - Top Fill	26
Verge™ Deck Mounted Soap Dispensers - Multi-Feed	27
Verge™ Faucets	28-29



---

---

## PRICES

This price list applies from its effective date and all prior corresponding price lists are canceled. Prices are subject to change without notice. Items may be changed or discontinued without notice and without incurring obligation. For job quotations, please contact your Bradley Sales Representative in your area.

---

## CREDIT TERMS

Open Account Terms are Net 30 days from date of invoice. Past due accounts may be subject to a service charge. Settlement of past due invoices may be required before additional shipments will be made. Cash in advance may be required when open accounts are not approved. Credit Department Phone 1-800-BRADLEY, FAX (262) 251-7747.

---

## MINIMUM ORDERS

Orders under \$100.00 Net will incur a \$15.00 service charge.

---

## RETURN MERCHANDISE AUTHORIZATION AND CANCELLATIONS

Bradley shall provide Return Materials Authorization (RMA) to original purchaser for all authorized returns. It shall be the responsibility of the original purchaser to obtain written RMA authorization to return merchandise for credit. Materials must be in the original packaging and in resalable as new condition. Items returned without RMA information provided will be refused and returned for delivery back to sender at sender's expense freight collect. A minimum of 25% handling and restocking charge (or \$50.00, whichever is greater) is required on all returns. Standard fixtures will be considered for return. Other custom-fabricated modified fixtures and special fixture items will not be considered for return, and are non-cancelable when entered by Bradley.

Please refer to our policy at <http://www.bradleycorp.com/customerservice/rma> for details.

---

## SHIPMENTS AND CLAIMS

Transit damage should be noted on the freight bill before signing for receipt of material. Bradley should be notified by FAX immediately. Bradley will then file the claim with the contracted carrier as a service to the customer.

Claims for shipment shortages must be FAXed within two (2) weeks of invoice date to Bradley with documentation and are subject to factory verification.

---

## TECHNICAL ASSISTANCE

Your Bradley Sales Representative can provide technical or promotional information on Bradley Products. They are specialists in the field.

---

## FREIGHT CLASSIFICATION

Washfountains 77-1/2	Emergency Fixtures 70
Showers 70	Patient Care 92-1/2

---

## WARRANTY

Product warranties may be found under "Product Information" on our website at [www.bradleycorp.com](http://www.bradleycorp.com).



List Price

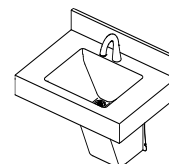
Effective Date February 1, 2024

# OmniDeck™ - Model LD-3010 (3000 series)

## Standard Configuration

### Model Configuration

Model	Length" X Depth" (up to 3" FA and BS included)	Ship Wt. (lbs)	Price
LD-3010-1	30" X 22" (Select bowl option below X 1)	37	\$931.00
LD-3010-2	60" X 22" (Select bowl option below X 2)	99	\$1,808.00
LD-3010-3	90" X 22" (Select bowl option below X 3)	151	\$2,707.00
LD-3010-4	120" X 22" (Select bowl option below X 4)	198	\$3,613.00
LD-3010-0	No Bowl Configuration	See Custom Configuration Pricing Pages	



Country of Installation	Price
C1 United States or Canada	N/C

### Bowl Configuration (Select One for each question)

Bowl Type	Price Per Bowl
WB-TR1 WB Rectangular Undermount w/ Stainless Steel Drain Cap (Ship weight = 21 lbs ea)	\$663.00
SL-TO1 Terreon Oval Bowl (Ship weight = 13 lbs ea)	\$453.00
SL-TR1 Terreon Rectangular Bowl (Ship weight = 15 lbs ea)	\$498.00
HS-TO1 Terreon Oval Bowl (Ship weight = 16 lbs ea)	\$617.00
HS-TS1 Terreon Square Bowl (Ship weight = 14 lbs ea)	\$498.00
HS-TR1 Terreon Rectangular Bowl (Ship weight = 22 lbs ea)	\$617.00

Trench Drain Cap Type (available w/ WB-TR1 only)	Price Per Bowl
DR1 Stainless Steel Trench Drain Cap	N/C
DR2 Slotted Stainless Steel Trench Drain Cap w/ Vandal Screws	N/C

Color of Terreon Bowl:	Price Per Bowl
SAME Same as Deck-Does not apply to colors listed below (Requires Tempered Supply)	\$72.00
ALP-WHT Alpine White	N/C
BONE Mesa Bone	N/C
DS-WHT Designer White	N/C
LONDON London Gray	N/C
O-TAUPE Organic Taupe	N/C

### General Configuration (Select One for each question)

Edge Style Type:	Price
EE Ease Edge	N/C
RO Roundover	N/C

Backsplash Type:	Price
BS Backsplash	N/C
NBS No Backsplash	
NBS 30" deck length	(\$146.00)
NBS 60" deck length	(\$221.00)
NBS 90" deck length	(\$295.00)
NBS 120" deck length	(\$370.00)

Front Apron Type:	Price
FA Front Apron	N/C
NFA No Front Apron	
NFA 30" deck length	(\$132.00)
NFA 60" deck length	(\$212.00)
NFA 90" deck length	(\$281.00)
NFA 120" deck length	(\$343.00)

Left Side Type:	Price
LSS Left Side Splash	\$121.00
LSA Left Side Apron	\$121.00
SEAM-L Side Seam	N/C
NONE No Left Side Option	N/C

Right Side Type:	Price
RSS Right Side Splash	\$121.00
RSA Right Side Apron	\$121.00
SEAM-R Side Seam	N/C
NONE No Right Side Option	N/C

### General Configuration Continued (Select one for each question)

Seaming Kit Type:	Price
AS-K Seam Kit (Covers roughly 30") EA	\$69.00
NONE No Seam Kit	N/C

*Seaming kit sold separately*

Color of Terreon Deck:	Price
<b>Standard Colors</b>	
ALP-WHT Alpine White	N/C
CHAR Charcoal Gray	N/C
DRIFT Driftwood	N/C
DS-WHT Designer White	N/C
E-GRAY Empire Gray	N/C
GLACIER Glacier	N/C
GRAPH Graphite	N/C
LANNON Lannonstone	N/C
MOONSTONE Moonstone	N/C
PEBBLE Pebble Beach	N/C
PEP-WHT Peppered White	N/C
POLAR Polar Ice	N/C
SAND Sandtrap	N/C
RIVER Riverstone	N/C
S-CREEK Stone Creek	N/C
S-MIST Silver Mist	N/C
WHT-SAND White Sand	N/C

All OmniDecks are non-cancelable and non-returnable because they are made to specification for each order.

General Configuration continue on next page.

Prices subject to change without notice.  
Items may be changed or discontinued  
without notice and without incurring obligation.



List Price

Effective Date February 1, 2024

# OmniDeck™ - Model LD-3010 (3000 series)

## Standard Configuration (continued)

General Configuration Continued (Select One for each question)		
Faucet Type (Select One):*	Price Per Faucet	Price Per WBD1
WBD1 WashBar Duo, Infrared (ea.) (available with WB-TR1 undermount only)		\$1,855.00
S53-3100 Verge Faucet - Crestt Series	See pg 28 & 29 for Faucet Pricing	
S53-3300 Verge Faucet - Metro Series		
S53-3500 Verge Faucet - Linea Series		
S53-3700 Verge Faucet - Zen Series		
S53-3100-P Verge Faucet - Crestt Series, Includes Trim Plate		
S53-3300-P Verge Faucet - Metro Series, Includes Trim Plate		
S53-3500-P Verge Faucet - Linea Series, Includes Trim Plate		
S53-3700-P Verge Faucet - Zen Series, Includes Trim Plate		
4" SET 4" Centerset (1 1/4" Drilling Only)	N/C	
8" SET 8" Centerset (1 1/4" Drilling Only)	N/C	
SHANK Centershank (1 1/4" Drilling Only)	N/C	
NFD No Faucet Drilling	N/C	
Faucet Activation Type (Select One):	Price Per Faucet	Price WBD1
R Touch-Free Activation	See pg 28 & 29	
NONE No Activation (WBD1 and faucet drilling only)	N/C	
Water Supply Type (Select One):	Price Per Faucet	Price WBD1
TEMP or NO TEMP must be selected to determine bowl color options for faucet drillings only. Some bowl colors require confirmation that a tempered water supply will be used. T or L must be selected for Verge faucets or WBD1 only (thermostatic mixing assembly and tempered line assembly included only with WRF11) When selecting lav Water Supply T: select faucet with TMA (T) When selecting lav Water Supply L: select faucet with Tempered Line (L)		
T Navigator * Thermostatic Mixing Assembly (Supply Hoses and Shut-offs Included)	\$100.00	\$100.00
L Single Tempered Line Assembly (Supply Hose and Shut-off Included)	N/C	N/C
TEMP Tempered-less than 110° F or 43° C (faucet drillings only)	N/C	
NO TEMP Not Tempered (faucet drillings only)	N/C	
Flow Control Type (Select One):	Price Per Faucet	Price WBD1
3 0.35 GPM Silicone Tip, Multiple Individual Laminar Flow Streams	See pg 28 & 29 for Faucet Pricing	N/C
5 0.50 GPM Silicone Tip, Multiple Individual Laminar Flow Streams		N/C
Faucet Finish Type (Select One):	Price Per Faucet	Price Per WBD1
PC Polished Chrome	See pg 28 & 29 for Faucet Pricing	N/C
BB Brushed Black Stainless		\$212.00
BS Brushed Stainless		\$212.00
BZ Brushed Bronze		\$212.00
BR Brushed Brass		\$212.00
BN Brushed Nickel		\$212.00
Faucet Power Supply (Select One):	Price Per Faucet	Price WBD1
AC AC Power Supply	\$27.00	
BA Battery (4x AA Alkaline Batteries Included per Faucet)	N/C	
NONE No Power Supply (drilling only)	N/C	

\*\* 1" to 45" = 2 brackets  
45.25" to 75" = 3 brackets  
75.25" to 105" = 4 brackets  
105.25" to 120" = 5 brackets

All OmniDecks are non-cancelable and non-returnable because they are made to specification for each order.

General Configuration Continued (Select One for each question)		
Soap Dispenser Type (Select One) : 1 PER BOWL	Price Per Soap	Price WBD1
WBD1 WashBar Duo, Infrared (available only with faucet type WBD1)		N/C
6-3100 Verge Deck Mounted Soap Dispenser - Crestt Series	See pg 26 & 27 for Soap Pricing	
6-3300 Verge Deck Mounted Soap Dispenser - Metro Series		
6-3500 Verge Deck Mounted Soap Dispenser - Linea Series		
6-3700 Verge Deck Mounted Soap Dispenser - Zen Series		
SDO 1-3/8" Soap Drilling Only	N/C	
NSD No Soap Dispenser	N/C	
Soap Activation Type (Select One):	Price Per Soap	Price WBD1
R Touch-Free Activation	See pg 26 & 27	
NONE No Activation (WBD1 and soap drilling only)	N/C	
Soap Type (Select One):	Price Per Soap	Price WBD1
F Foam Soap	See pg 26 & 27 for Soap Pricing	N/C
L Liquid Soap		N/C
Fill System Type (Select One):	Price Per Soap	Price WBD1
T Single (Top Fill at Spout)	See pg 26 & 27	
Soap Drilling Type (Select One):	Price	Price WBD1
Not available with soap type NSD or faucet/soap type WBD1		
SDR Soap Drilling to Right of Faucet	N/C	
SDL Soap Drilling to Left of Faucet	N/C	
Soap Dispenser Finish Type (Select One):	Price Per Soap	Price WBD1
PC Polished Chrome	See pg 26 & 27 for Soap Pricing	
BB Brushed Black Stainless		
BS Brushed Stainless		
BZ Brushed Bronze		
BR Brushed Brass		
BN Brushed Nickel		
Soap Dispenser Power Supply (Select One):	Price Per Soap	Price WBD1
AC AC Power Supply	\$27.00	
BA Battery (4x D-Cell Batteries Included per Soap Disp)	N/C	
NONE No Power Supply (drilling only)	N/C	
Mounting Type:	Price	
SLV Carrier Sleeves (PER SLEEVE)	\$58.00	
BRKT Stainless Steel Brackets(s) (PER BRACKET)	\$111.00	
NONE Customer Supplied Mounting	N/C	
Access Panel Type: (1 PER BOWL)	Price	
STAIN Swing Down Stainless Steel (WB-TR1)	\$286.00	
STAIN-E Swing Down Stainless Steel w/ Enclosed Bottom (WB-TR1)	\$373.00	
PWB Swing Down Matte Black Powder Coated Stainless (WB-TR1)	\$358.00	
PWB-E Swing Down Matte Black Powder Coated Stainless w/ Enclosed Bottom (WB-TR1)	\$444.00	
LD-TRAP Stainless Steel Trap Cover (SL-TO1)	\$258.00	
LD-TRAP Stainless Steel Trap Cover (SL-TR1 and HS-Series Bowls)	\$144.00	
NONE No Trap Cover	N/C	
Waste Assembly Type: (1 PER BOWL)	Price	
P-TRAP-C Chrome Plated Brass	\$44.00	
P-TRAP-P Polypropylene	N/C	
NONE No P-Trap	N/C	

● Trim plate finish will match faucet finish for PC, BB & BS. All other faucet finishes will receive a PC trim plate



List Price

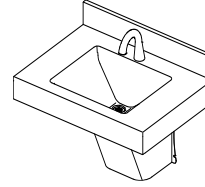
Effective Date February 1, 2024

# OmniDeck™ - Model LD-3010 (3000 series)

## Custom Configuration

### Model Configuration

Model	Length" X Depth" (up to 3" FA and BS included)	
LD-3010	LD-3010 Custom Configuration	
Country of Installation		Price
C1 United States or Canada		N/C



### Deck Configuration (Decks exceeding 120" will consist of multiple deck segments)

Deck Length	Description	Price	Deck Length	Description	Price
12.00"	12"	\$375.00	234.00"	228.25" - 234"	\$7,307.00
18.00"	12.25" - 18"	\$563.00	240.00"	234.25" - 240"	\$7,495.00
24.00"	18.25" - 24"	\$749.00	246.00"	240.25" - 246"	\$7,681.00
30.00"	24.25" - 30"	\$938.00	252.00"	246.25" - 252"	\$7,870.00
36.00"	30.25" - 36"	\$1,180.00	258.00"	252.25" - 258"	\$8,055.00
42.00"	36.25" - 42"	\$1,311.00	264.00"	258.25" - 264"	\$8,243.00
48.00"	42.25" - 48"	\$1,497.00	270.00"	264.25" - 270"	\$8,429.00
54.00"	48.25" - 54"	\$1,685.00	276.00"	270.25" - 276"	\$8,618.00
60.00"	54.25" - 60"	\$1,874.00	282.00"	276.25" - 282"	\$8,805.00
66.00"	60.25" - 66"	\$2,060.00	288.00"	282.25" - 288"	\$8,991.00
72.00"	66.25" - 72"	\$2,249.00	294.00"	288.25" - 294"	\$9,180.00
78.00"	72.25" - 78"	\$2,434.00	300.00"	294.25" - 300"	\$9,366.00
84.00"	78.25" - 84"	\$2,623.00	306.00"	300.25" - 306"	\$9,555.00
90.00"	84.25" - 90"	\$2,810.00	312.00"	306.25" - 312"	\$9,742.00
96.00"	90.25" - 96"	\$2,998.00	318.00"	312.25" - 318"	\$9,930.00
102.00"	96.25" - 102"	\$3,187.00	324.00"	318.25" - 324"	\$10,116.00
108.00"	102.25" - 108"	\$3,373.00	330.00"	324.25" - 330"	\$10,304.00
114.00"	108.25" - 114"	\$3,558.00	336.00"	330.25" - 336"	\$10,493.00
120.00"	114.25" - 120"	\$3,745.00	342.00"	336.25" - 342"	\$10,677.00
126.00"	120.25" - 126"	\$3,934.00	348.00"	342.25" - 348"	\$10,865.00
132.00"	126.25" - 132"	\$4,121.00	354.00"	348.25" - 354"	\$11,052.00
138.00"	132.25" - 138"	\$4,308.00	360.00"	354.25" - 360"	\$11,240.00
144.00"	138.25" - 144"	\$4,497.00	366.00"	360.25" - 366"	\$11,427.00
150.00"	144.25" - 150"	\$4,684.00	372.00"	366.25" - 372"	\$11,615.00
156.00"	150.25" - 156"	\$4,871.00	378.00"	372.25" - 378"	\$11,802.00
162.00"	156.25" - 162"	\$5,058.00	384.00"	378.25" - 384"	\$11,989.00
168.00"	162.25" - 168"	\$5,246.00	390.00"	384.25" - 390"	\$12,178.00
174.00"	168.25" - 174"	\$5,432.00	396.00"	390.25" - 396"	\$12,365.00
180.00"	174.25" - 180"	\$5,621.00	402.00"	396.25" - 402"	\$12,554.00
186.00"	180.25" - 186"	\$5,810.00	408.00"	402.25" - 408"	\$12,739.00
192.00"	186.25" - 192"	\$5,996.00	414.00"	408.25" - 414"	\$12,926.00
198.00"	192.25" - 198"	\$6,181.00	420.00"	414.25" - 420"	\$13,111.00
204.00"	198.25" - 204"	\$6,368.00	426.00"	420.25" - 426"	\$13,300.00
210.00"	204.25" - 210"	\$6,557.00	432.00"	426.25" - 432"	\$13,488.00
216.00"	210.25" - 216"	\$6,743.00	438.00"	432.25" - 438"	\$13,675.00
222.00"	216.25" - 222"	\$6,932.00	444.00"	438.25" - 444"	\$13,863.00
228.00"	222.25" - 228"	\$7,118.00	450.00"	444.25" - 450"	\$14,050.00

Deck Depth	Description	Price
20.50"	20.50" Standard for WB-TR1 (minimum)	N/C
22.00"	22" Standard for SL and HS Series Bowls (minimum)	N/C
CST	Custom _____ (Must be between 20.50" and 25")	N/C

All OmniDecks are non-cancelable and non-returnable because they are made to specification for each order.

**ADDITIONAL SELECTIONS continue on next page.**

Prices subject to change without notice.  
Items may be changed or discontinued  
without notice and without incurring obligation.



List Price

Effective Date February 1, 2024

# OmniDeck™ - Model LD-3010 (3000 series) Custom Configuration (continued)

Bowl Configuration (Select One for each question)		
Bowl Type (PER BOWL)		Price
WB-TR1	WB Rectangular Undermount w/ Stainless Steel Drain Cap (Ship weight = 21 lbs ea)	\$663.00
SL-TO1	Terreon Oval Bowl (Ship weight = 13 lbs ea)	\$453.00
SL-TR1	Terreon Rectangular Bowl (Ship weight = 15 lbs ea)	\$498.00
HS-TO1	Terreon Oval Bowl (Ship weight = 16 lbs ea)	\$617.00
HS-TS1	Terreon Square Bowl (Ship weight = 14 lbs ea)	\$498.00
HS-TR1	Terreon Rectangular Bowl (Ship weight = 22 lbs ea)	\$617.00
NONE	No Bowl	N/C
Bowl Quantity		
(Combination of bowl qty and waste qty may not exceed 7)		
1	One Bowl	N/C
2	Two Bowls	N/C
3	Three Bowls	N/C
4	Four Bowls	N/C
0	No Bowl	N/C
CST	Custom _____ ( 7 max)	N/C
Trench Drain Cap Type (available w/ WB-TR1 only)		
DR1	Stainless Steel Trench Drain Cap	N/C
DR2	Slotted Stainless Steel Trench Drain Cap w/ Vandal Screws	N/C
Color of Terreon Bowl:		
SAME	Same as Deck-Does not apply to colors listed below  (Requires Tempered Supply) (PER BOWL)	\$72.00
ALP-WHT	Alpine White	N/C
BONE	Mesa Bone	N/C
DS-WHT	Designer White	N/C
LONDON	London Gray	N/C
O-TAUPE	Organic Taupe	N/C
NONE	No Bowl	N/C
Waste Receptacle Configuration (Select One for each question)		
Waste Opening Type (PER OPENING)		
RW	6" Round w/ 3/8" radius roundover	\$54.00
RWC	6" Round w/ Stainless Steel Chute	\$62.00
SW	9" Square w/ Return Flange	\$123.00
Waste Opening Quantity		
(Combination of bowl qty and waste qty may not exceed 7)		
1	One Opening	N/C
2	Two Openings	N/C
3	Three Openings	N/C
NONE	No Opening	N/C
CST	Custom _____ ( 7 max)	N/C
Waste Receptacle Type:		
WR	21 gal capacity with coal color retainer ring (EACH)	\$592.00
NONE	No Receptacle	N/C
Bowl and Waste Receptacle Placement Configuration		
Bowl and Waste Placement Type: (select one)		
(Waste openings cannot be placed in-between STD bowl placements)		
STD	Standard Placement (evenly distributed on deck)	N/C
CST	Custom Placement (provide dimensions when ordering)	N/C
General Configuration (Select One for each question)		
Edge Style Type:		
EE	Ease Edge	N/C
RO	Roundover	N/C

All OmniDecks are non-cancelable and non-returnable because they are made to specification for each order.

General Configuration Continued (Select One for each question)		
Backsplash Type:		Price
BS	Backsplash	N/C
NBS	No Backsplash	
NBS	0"-30" Deck Length	(\$146.00)
NBS	30.25" - 45" Deck Length	(\$183.00)
NBS	45.25" - 60" Deck Length	(\$221.00)
NBS	60.25" - 75" Deck Length	(\$256.00)
NBS	75.25" - 90" Deck Length	(\$295.00)
NBS	90.25" - 105" Deck Length	(\$331.00)
NBS	105.25" - 120" Deck Length	(\$370.00)
NBS	120.25" - 135" Deck Length	(\$406.00)
NBS	135.25" - 150" Deck Length	(\$443.00)
NBS	150.25" - 165" Deck Length	(\$481.00)
NBS	165.25" - 180" Deck Length	(\$518.00)
NBS	180.25" - 195" Deck Length	(\$554.00)
NBS	195.25" - 210" Deck Length	(\$592.00)
NBS	210.25" - 225" Deck Length	(\$629.00)
NBS	225.25" - 240" Deck Length	(\$666.00)
NBS	240.25" - 255" Deck Length	(\$704.00)
NBS	255.25" - 270" Deck Length	(\$740.00)
NBS	270.25" - 285" Deck Length	(\$777.00)
NBS	285.25" - 300" Deck Length	(\$815.00)
NBS	300.25" - 315" Deck Length	(\$852.00)
NBS	315.25" - 330" Deck Length	(\$889.00)
NBS	330.25" - 345" Deck Length	(\$926.00)
NBS	345.25" - 360" Deck Length	(\$963.00)
NBS	360.25" - 375" Deck Length	(\$1,001.00)
NBS	375.25" - 390" Deck Length	(\$1,037.00)
NBS	390.25" - 405" Deck Length	(\$1,074.00)
NBS	405.25" - 420" Deck Length	(\$1,112.00)
NBS	420.25" - 435" Deck Length	(\$1,149.00)
NBS	435.25" - 450" Deck Length	(\$1,185.00)
Front Apron Type:		Price
FA	Front Apron	N/C
NFA	No Front Apron	
NFA	0"-30" Deck Length	(\$132.00)
NFA	30.25" - 45" Deck Length	(\$180.00)
NFA	45.25" - 60" Deck Length	(\$212.00)
NFA	60.25" - 75" Deck Length	(\$246.00)
NFA	75.25" - 90" Deck Length	(\$281.00)
NFA	90.25" - 105" Deck Length	(\$311.00)
NFA	105.25" - 120" Deck Length	(\$343.00)
NFA	120.25" - 135" Deck Length	(\$377.00)
NFA	135.25" - 150" Deck Length	(\$410.00)
NFA	150.25" - 165" Deck Length	(\$442.00)
NFA	165.25" - 180" Deck Length	(\$474.00)
NFA	180.25" - 195" Deck Length	(\$508.00)
NFA	195.25" - 210" Deck Length	(\$541.00)
NFA	210.25" - 225" Deck Length	(\$573.00)
NFA	225.25" - 240" Deck Length	(\$605.00)
NFA	240.25" - 255" Deck Length	(\$638.00)
NFA	255.25" - 270" Deck Length	(\$672.00)
NFA	270.25" - 285" Deck Length	(\$705.00)
NFA	285.25" - 300" Deck Length	(\$737.00)
NFA	300.25" - 315" Deck Length	(\$770.00)
NFA	315.25" - 330" Deck Length	(\$801.00)
NFA	330.25" - 345" Deck Length	(\$837.00)
NFA	345.25" - 360" Deck Length	(\$868.00)
NFA	360.25" - 375" Deck Length	(\$901.00)
NFA	375.25" - 390" Deck Length	(\$933.00)
NFA	390.25" - 405" Deck Length	(\$967.00)
NFA	405.25" - 420" Deck Length	(\$1,000.00)
NFA	420.25" - 435" Deck Length	(\$1,033.00)
NFA	435.25" - 450" Deck Length	(\$1,065.00)

GENERAL CONFIGURATION continue on next page.

Prices subject to change without notice.  
Items may be changed or discontinued  
without notice and without incurring obligation.



List Price

Effective Date February 1, 2024

# OmniDeck™ - Model LD-3010 (3000 series) Custom Configuration (continued)

General Configuration (Select One for each question)		Price
<b>Left Side Type:</b>		
LSS	Left Side Splash	\$121.00
LSA	Left Side Apron	\$121.00
SEAM-L	Side Seam (typically ordered w/ replacement decks only)	N/C
NONE	No Left Side Option	N/C
<b>Right Side Type:</b>		
RSS	Right Side Splash	\$121.00
RSA	Right Side Apron	\$121.00
SEAM-R	Side Seam (typically ordered w/ replacement decks only)	N/C
NONE	No Right Side Option	N/C
<b>Apron Gusset Type: (required with custom apron heights 5" to 10")</b>		
GUSSET	Apron Gusset	\$165.00
<b>Seaming Kit:</b>		
AS-K	Seam Kit (Covers roughly 30") EACH	\$69.00
NONE	No Seam Kit	N/C
<i>Seaming kit sold separately</i>		
<b>Color of Terreon Deck:</b>		
<b>Standard Colors</b>		<b>Price</b>
ALP-WHT	Alpine White	N/C
CHAR	Charcoal Gray	N/C
DRIFT	Driftwood	N/C
DS-WHT	Designer White	N/C
E-GRAY	Empire Gray	N/C
GLACIER	Glacier	N/C
GRAPH	Graphite	N/C
LANNON	Lannonstone	N/C
MOONSTONE	Moonstone	N/C
PEBBLE	Pebble Beach	N/C
PEP-WHT	Peppered White	N/C
POLAR	Polar Ice	N/C
RIVER	Riverstone	N/C
SAND	Sandtrap	N/C
S-CREEK	Stone Creek	N/C
S-MIST	Silver Mist	N/C
WHT-SAND	White Sand	N/C

\*\* 1" to 45" = 2 brackets / 45.25" to 75" = 3 brackets / 75.25" to 105" = 4 brackets / 105.25" to 120" = 5 brackets

All OmniDecks are non-cancelable and non-returnable because they are made to specification for each order.

General Configuration Continued (Select One for each question)		Price Per Faucet	Price Per WBD1	
<b>Faucet Type (Select One):</b>				
WBD1	WashBar Duo, Infrared (ea.) (available with WB-TR1 undermount only)		\$1,855.00	
S53-3100	Verge Faucet - Crestt Series	See pg 28 & 29 for Faucet Pricing		
S53-3300	Verge Faucet - Metro Series			
S53-3500	Verge Faucet - Linea Series			
S53-3700	Verge Faucet - Zen Series			
S53-3100-P	Verge Faucet - Crestt Series, Includes Trim Plate			
S53-3300-P	Verge Faucet - Metro Series, Includes Trim Plate			
S53-3500-P	Verge Faucet - Linea Series, Includes Trim Plate			
S53-3700-P	Verge Faucet - Zen Series, Includes Trim Plate			
8" SET	8" Centerset (1 1/4" Drilling Only)		N/C	
SHANK	Centershank (1 1/4" Drilling Only)		N/C	
WBD1-DO	WashBar Duo Drilling Only		N/C	
NFD	No Faucet Drilling	N/C		
<b>Faucet Activation Type (Select One):</b>		<b>Price Per Faucet</b>	<b>Price WBD1</b>	
R	Touch-Free Activation	See pg 28 & 29 for Faucet Pricing		
NONE	No Activation			
<b>Water Supply Type (Select One):</b>		<b>Price Per Faucet</b>	<b>Price WBD1</b>	
TEMP or NO TEMP must be selected to determine bowl color options for faucet drillings only. Some colors require confirmation that a tempered water supply will be used. T or L must be selected for Verge faucets or WBD1 only (thermostatic mixing assembly and tempered line assembly included only with WBD1) When selecting lav Water Supply T: select faucet with TMA (T) When selecting lav Water Supply L: select faucet with Tempered Line (L)				
T	Navigator * Thermostatic Mixing Assembly (Supply Hoses and Shut-offs Included)	\$100.00	\$100.00	
L	Single Tempered Line Assembly ( Supply Hose and Shut-off Included)	N/C	N/C	
TEMP	Tempered-less than 110° F or 43° C (faucet drillings only)	N/C		
NO TEMP	Not Tempered (faucet drillings only)	N/C		
<b>Flow Control Type (Select One):</b>		<b>Price Per Faucet</b>	<b>Price WBD1</b>	
3	0.35 GPM Silicone Tip, Multiple Individual Laminar Flow Streams	See pg 28 & 29 for Faucet Pricing	N/C	
5	0.50 GPM Silicone Tip, Multiple Individual Laminar Flow Streams		N/C	
<b>Faucet Finish Type (Select One):</b>		<b>Price Per Faucet</b>	<b>Price Per WBD1</b>	
PC	Polished Chrome		N/C	
BB	Brushed Black Stainless		\$212.00	
BS	Brushed Stainless	See pg 28 & 29 for Faucet Pricing	\$212.00	
BZ	Brushed Bronze		\$212.00	
BR	Brushed Brass		\$212.00	
BN	Brushed Nickel		\$212.00	
<b>Faucet Power Supply (Select One):</b>		<b>Price Per Faucet</b>	<b>Price WBD1</b>	
AC	AC Power Supply	\$27.00		
BA	Battery (4x AA Alkaline Batteries Included per Faucet)	N/C		
NONE	No Power Supply (drilling only)	N/C		

Trim plate finish will match faucet finish for PC, BB & BS. All other faucet finishes will receive a PC trim plate



List Price

Effective Date February 1, 2024

## OmniDeck™ - Model LD-3010 (3000 series) Custom Configuration (continued)

General Configuration (Select One for each question)		
Soap Dispenser Type (Select One) : 1 PER BOWL	Price Per Soap	Price Per WBD1
WBD1 WashBar Duo, Infrared (available only with faucet type WBD1)		N/C
6-3100 Verge Deck Mounted Soap Dispenser - Crestt Series	See pg 26 & 27 for Soap Pricing	
6-3300 Verge Deck Mounted Soap Dispenser - Metro Series		
6-3500 Verge Deck Mounted Soap Dispenser - Linea Series		
6-3700 Verge Deck Mounted Soap Dispenser - Zen Series		
SDO Soap Drilling Only	N/C	
WBD1-DO WashBar Duo Drilling Only		N/C
NSD No Soap Dispenser	N/C	
Soap Activation Type (Select One):	Price Per Soap	Price WBD1
R Touch-Free Activation	See pg 26 & 27	
NONE No Activation (WBD1 and soap drilling only)	N/C	
Soap Type (Select One):	Price Per Soap	Price Per WBD1
F Foam Soap	See pg 26 & 27	N/C
L Liquid Soap		N/C
Fill System Type (Select One):	Price Per Soap	Price Per WBD1
T Single (Top Fill at Spout)		
M Multi-Feed (Shared tank- includes 6-SOAP-MFT tank assembly)	See pg 26 & 27	
Soap Drilling Type (Select One):	Price	Price WBD1
Not available with soap type NSD or faucet/soap type WBD1		
SDR Soap Drilling to Right of Faucet	N/C	
SDL Soap Drilling to Left of Faucet	N/C	
Multi-Feed Fill Port Location Type (select one)	Price	Price WBD1
MDR Multi-Feed Port Drilling to Right of Deck (available only with Soap Fill system Type M)	N/C	
MDL Multi-Feed Port Drilling to Left of Deck (available only with Soap Fill system Type M)	N/C	
NONE No Multi-Feed Fill System	N/C	
Soap Dispenser Finish Type (Select One):	Price Per Soap	Price WBD1
PC Polished Chrome	See pg 26 & 27 for Soap Pricing	
BB Brushed Black Stainless		
BS Brushed Stainless		
BZ Brushed Bronze		
BR Brushed Brass		
BN Brushed Nickel		
Soap Dispenser Power Supply (Select One): (Power supply applies to soap dispenser and multi-feed assembly, if selected)	Price Per Soap	Price WBD1
AC AC Power Supply	\$27.00	
BA Battery (4x D-Cell Batteries Included per Soap Disp)	N/C	
NONE No Power Supply (drilling only)	N/C	

General Configuration Continued (Select One for each question)		
Mounting Type: (**See below for qty. required)		Price
SLV Carrier Sleeves (PER SLEEVE)		\$58.00
BRKT Stainless Steel Brackets(s) (PER BRACKET)		\$111.00
NONE Customer Supplied Mounting		N/C
Access Panel Type: (1 PER BOWL)		Price
STAIN Swing Down Stainless Steel (WB-TR1)		\$286.00
STAIN-E Swing Down Stainless Steel w/ Enclosed Bottom (WB-TR1)		\$373.00
PWB Swing Down Matte Black Powder Coated Stainless (WB-TR1)		\$358.00
PWB-E Swing Down Matte Black Powder Coated Stainless w/ Enclosed Bottom (WB-TR1)		\$444.00
LD-TRAP Stainless Steel Trap Cover (SL-TO1)		\$258.00
LD-TRAP Stainless Steel Trap Cover (SL-TR1 and HS-Series Bowls)		\$144.00
NONE No Trap Cover		N/C
Waste Assembly Type: (1 PER BOWL)		Price
P-TRAP-C Chrome Plated Brass		\$44.00
P-TRAP-P Polypropylene		N/C
NONE No P-Trap		N/C

\*\* 1" to 45" = 2 brackets / 45.25" to 75" = 3 brackets / 75.25" to 105" = 4 brackets / 105.25" to 120" = 5 brackets

All OmniDecks are non-cancelable and non-returnable because they are made to specification for each order.





List Price

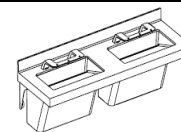
Effective Date February 1, 2024

# OmniDeck™ with WashBar® Model LD-5010 (5000 series)

## Standard Configuration

### STANDARD SELECTIONS

Model	Length" X Depth" (up to 3" FA and BS included)	Ship Wt. (lbs)	Price
LD-5010-1	30" X 20.5" (Select bowl option below X 1)	84	\$5,501.00
LD-5010-2	60" X 20.5" (Select bowl option below X 2)	193	\$10,947.00
LD-5010-3	90" X 20.5" (Select bowl option below X 3)	291	\$16,417.00
LD-5010-4	120" X 20.5" (Select bowl option below X 4)	385	\$21,890.00
LD-5010-X	Custom Configuration	See Custom Configuration Pricing Pages	



Country of Installation	Price
C1 United States or Canada	N/C

### Bowl Configuration (Select One for each question)

Bowl Type	Price
WB-TR1 WB Rectangular Undermount with Stainless Steel Drain Cap (Per Bowl)	\$663.00
Trench Drain Cap Type (available w/ WB-TR1 only)	Price Per Bowl
DR1 Stainless Steel Trench Drain Cap	N/C
DR2 Slotted Stainless Steel Trench Drain Cap w/ Vandal Screws	N/C
Color of Terreon Bowl:	Price
ALP-WHT Alpine White	N/C
DS-WHT Designer White	N/C
SAME Same as Deck (Does not apply to colors above) (Requires Tempered Supply) (PER BOWL)	\$72.00

### General Configuration (Select One for each question)

Edge Style Type:	Price
EE Ease Edge	N/C
RO 3/8" Radius Roundover	N/C
Backsplash Type:	Price
BS Backsplash	N/C
NBS No Backsplash	
NBS 30" deck length	(\$146.00)
NBS 60" deck length	(\$221.00)
NBS 90" deck length	(\$295.00)
NBS 120" deck length	(\$370.00)
Front Apron Type:	Price
FA Front Apron	N/C
NFA No Front Apron	
NFA 30" deck length	(\$132.00)
NFA 60" deck length	(\$212.00)
NFA 90" deck length	(\$281.00)
NFA 120" deck length	(\$343.00)
Left Side Type:	Price
LSS Left Side Splash	\$121.00
LSA Left Side Apron	\$121.00
SEAM-L Side Seam (typically ordered w/ replacement decks only)	N/C
NONE No Left Side Option	N/C
Right Side Type:	Price
RSS Right Side Splash	\$121.00
RSA Right Side Apron	\$121.00
SEAM-R Side Seam (typically ordered w/ replacement decks only)	N/C
NONE No Right Side Option	N/C
Seaming Kit Type:	Price
AS-K Seam Kit (each kit covers roughly 30") EACH	\$69.00
NONE No Seam Kit	N/C

*Seaming kit sold separately*

### General Configuration Continued (Select One for each question)

Color of Terreon Deck:	Price
<b>Standard Colors</b>	
ALP-WHT Alpine White	N/C
CHAR Charcoal Gray	N/C
DRIFT Driftwood	N/C
DS-WHT Designer White	N/C
E-GRAY Empire Gray	N/C
GLACIER Glacier	N/C
GRAPH Graphite	N/C
LANNON Lannonstone	N/C
MOONSTONE Moonstone	N/C
PEBBLE Pebble Beach	N/C
PEP-WHT Peppered White	N/C
POLAR Polar Ice	N/C
RIVER Riverstone	N/C
SAND Sandtrap	N/C
S-CREEK Stone Creek	N/C
S-MIST Silver Mist	N/C
WHT-SAND White Sand	N/C

All OmniDecks are non-cancelable and non-returnable because they are made to specification for each order.

GENERAL CONFIGURATION continue on next page.



List Price

Effective Date February 1, 2024

## OmniDeck™ with WashBar® - Model LD-5010 (5000 series) Standard Configuration (Continued)

General Configuration Continued (Select One for each question)		
<b>WashBar Type:</b>		<b>Price</b>
WB1	WashBar WB1 w/ Touch-Free Time of Flight Sensor Activation	N/C
WB2	WashBar WB2 w/ Touch-Free Time of Flight Sensor Activation	N/C
<b>Water Supply Type:</b>		<b>Price (Per Bowl)</b>
T	Navigator Thermostatic Mixing Assembly (supply hoses and shut-offs included)	\$100.00
L	Single Tempered Line Assembly (supply hoses and shut-offs included)	N/C
<b>Flow Control Type:</b>		<b>Price</b>
3	0.35 gpm PCA Silicone Tip, Multiple Individual Laminar Flow Streams	N/C
5	0.50 gpm PCA Silicone Tip, Multiple Individual Laminar Flow Streams	N/C
<b>Soap Type:</b>		<b>Price</b>
F	Foam Soap Dispenser- 1 gallon container	N/C
L	Liquid Soap Dispenser- 1 gallon container	N/C
<b>Soap Fill System:</b>		<b>Price</b>
M	Top Fill Multi-feed (Individual, included 6-SOAP-MFT Multi-feed soap tank assembly)	N/C
BI	Below Fill (Individual, Includes 1 gallon (3.72L) container)	N/C
PC	Polished Chrome <b>(PER BOWL)</b>	N/C
BB	Brushed Black Stainless <b>(PER BOWL)</b>	N/C
BS	Brushed Stainless <b>(PER BOWL)</b>	N/C
BZ	Brushed Bronze <b>(PER BOWL)</b>	N/C
BR	Brushed Brass <b>(PER BOWL)</b>	N/C
BN	Brushed Nickel <b>(PER BOWL)</b>	N/C
<b>Hand Dryer:</b>		<b>Price</b>
HD2	Brushless Universal Dryer Motor	N/C
<b>Power Supply:</b>		<b>Price</b>
AC	AC Power	N/C
<b>WashBar Finish Type</b>		<b>Price Per WashBar</b>
PC	Polished Chrome	N/C
BB	Brushed Black Stainless	\$360.00
BS	Brushed Stainless	\$360.00
BZ	Brushed Bronze	\$360.00
BR	Brushed Brass	\$360.00
BN	Brushed Nickel	\$360.00
<b>Mounting Bracket Type</b>		<b>Price</b>
BRKT	Stainless Steel Brackets(s) <b>(PER BRACKET)</b>	\$111.00
NONE	Customer Supplied Mounting	N/C
<b>Access Panel Type: (1 PER BOWL)</b>		<b>Price</b>
STAIN	Swing Down Stainless Steel	\$286.00
STAIN-E	Swing Down Stainless Steel w/ Enclosed Bottom	\$373.00
PWB	Swing Down Matte Black Powder Coated Stainless	\$358.00
PWB-E	Swing Down Matte Black Powder Coated Stainless w/ Enclosed Bottom	\$444.00
NONE	No Access Panel	N/C
<b>Waste Assembly Type:</b>		<b>Price (Per Bowl)</b>
S-CHROME	Single Chrome-Plated P-Trap <b>(PER BOWL)</b>	\$44.00
S-POLY	Single Polypropylene P-Trap <b>(PER BOWL)</b>	N/C
NONE	No P-Trap	N/C

All OmniDecks are non-cancelable and non-returnable because they are made to specification for each order.

\* 1" to 45" = 2 brackets / 45.25" to 75" = 3 brackets / 75.25" to 105" = 4 brackets / 105.25" to 120" = 5 brackets



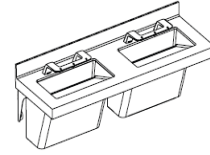
List Price

Effective Date February 1, 2024

## OmniDeck™ - Model LD-5010 (5000 series) Custom Configuration

### Model Configuration

Model	Length" X Depth" (up to 3" FA and BS included)
LD-5010	LD-5010 Custom Configuration
Country of Installation	
C1	United States or Canada
Price	
N/C	



### Deck Configuration (Decks exceeding 120" will consist of multiple deck segments)

Deck Length	Description	Price	Deck Length	Description	Price
24.00"	24"	\$929.00	240.00"	234.25" - 240"	\$9,285.00
30.00"	24.25" - 30"	\$1,161.00	246.00"	240.25" - 246"	\$9,519.00
36.00"	30.25" - 36"	\$1,394.00	252.00"	246.25" - 252"	\$9,749.00
42.00"	36.25" - 42"	\$1,625.00	258.00"	252.25" - 258"	\$9,982.00
48.00"	42.25" - 48"	\$1,857.00	264.00"	258.25" - 264"	\$10,214.00
54.00"	48.25" - 54"	\$2,090.00	270.00"	264.25" - 270"	\$10,446.00
60.00"	54.25" - 60"	\$2,322.00	276.00"	270.25" - 276"	\$10,676.00
66.00"	60.25" - 66"	\$2,555.00	282.00"	276.25" - 282"	\$10,910.00
72.00"	66.25" - 72"	\$2,786.00	288.00"	282.25" - 288"	\$11,144.00
78.00"	72.25" - 78"	\$3,019.00	294.00"	288.25" - 294"	\$11,374.00
84.00"	78.25" - 84"	\$3,250.00	300.00"	294.25" - 300"	\$11,607.00
90.00"	84.25" - 90"	\$3,483.00	306.00"	300.25" - 306"	\$11,838.00
96.00"	90.25" - 96"	\$3,717.00	312.00"	306.25" - 312"	\$12,071.00
102.00"	96.25" - 102"	\$3,946.00	318.00"	312.25" - 318"	\$12,303.00
108.00"	102.25" - 108"	\$4,180.00	324.00"	318.25" - 324"	\$12,534.00
114.00"	108.25" - 114"	\$4,410.00	330.00"	324.25" - 330"	\$12,769.00
120.00"	114.25" - 120"	\$4,644.00	336.00"	330.25" - 336"	\$12,999.00
126.00"	120.25" - 126"	\$4,875.00	342.00"	336.25" - 342"	\$13,232.00
132.00"	126.25" - 132"	\$5,108.00	348.00"	342.25" - 348"	\$13,464.00
138.00"	132.25" - 138"	\$5,340.00	354.00"	348.25" - 354"	\$13,696.00
144.00"	138.25" - 144"	\$5,571.00	360.00"	354.25" - 360"	\$13,928.00
150.00"	144.25" - 150"	\$5,803.00	366.00"	360.25" - 366"	\$14,160.00
156.00"	150.25" - 156"	\$6,036.00	372.00"	366.25" - 372"	\$14,393.00
162.00"	156.25" - 162"	\$6,267.00	378.00"	372.25" - 378"	\$14,624.00
168.00"	162.25" - 168"	\$6,501.00	384.00"	378.25" - 384"	\$14,856.00
174.00"	168.25" - 174"	\$6,732.00	390.00"	384.25" - 390"	\$15,089.00
180.00"	174.25" - 180"	\$6,966.00	396.00"	390.25" - 396"	\$15,322.00
186.00"	180.25" - 186"	\$7,195.00	402.00"	396.25" - 402"	\$15,553.00
192.00"	186.25" - 192"	\$7,429.00	408.00"	402.25" - 408"	\$15,786.00
198.00"	192.25" - 198"	\$7,660.00	414.00"	408.25" - 414"	\$16,018.00
204.00"	198.25" - 204"	\$7,893.00	420.00"	414.25" - 420"	\$16,249.00
210.00"	204.25" - 210"	\$8,124.00	426.00"	420.25" - 426"	\$16,481.00
216.00"	210.25" - 216"	\$8,358.00	432.00"	426.25" - 432"	\$16,713.00
222.00"	216.25" - 222"	\$8,590.00	438.00"	432.25" - 438"	\$16,948.00
228.00"	222.25" - 228"	\$8,822.00	444.00"	438.25" - 444"	\$17,177.00
234.00"	228.25" - 234"	\$9,053.00	450.00"	444.25" - 450"	\$17,411.00

Deck Depth	Description	Price
20.5"	20.5"	N/C
CST	Custom _____ (Must be between 20.75" and 24")	N/C

All OmniDecks are non-cancelable and non-returnable because they are made to specification for each order.  
ADDITIONAL SELECTIONS continue on next page.

Prices subject to change without notice.  
Items may be changed or discontinued  
without notice and without incurring obligation.



List Price

Effective Date February 1, 2024

# OmniDeck™ with WashBar® - Model LD-5010 (5000 series)

## Custom Configuration

Bowl Configuration (Select One for each question)		
Bowl Type		Price
WB-TR1	WB Rectangular Undermount with Stainless Steel Drain Cap <b>(Per Bowl)</b>	\$663.00
NONE	No Bowl (custom)	
Bowl Quantity		Price
1	One Bowl	N/C
2	Two Bowls	N/C
3	Three Bowls	N/C
4	Four Bowls	N/C
CST	Custom _____ (7 max)	N/C
Trench Drain Cap Type (available w/ WB-TR1 only)		Price Per Bowl
DR1	Stainless Steel Trench Drain Cap	N/C
DR2	Slotted Stainless Steel Trench Drain Cap w/ Vandal Screws	N/C
Color of Terreon Bowl:		Price
ALP-WHT	Alpine White	N/C
DS-WHT	Designer White	N/C
SAME	Same as Deck (Does not apply to colors above) (Requires Tempered Supply) <b>(PER BOWL)</b>	\$72.00
Bowl Placement Configuration		
Bowl Placement Type: (select one)		Price
STD	Standard Placement (evenly distributed on deck)	N/C
CST	Custom Placement (provide dimensions when ordering)	N/C
General Configuration (Select One for each question)		
Edge Style Type:		Price
EE	Ease Edge	N/C
RO	3/8" Radius Roundover	N/C
Backsplash Type:		Price
BS	Backsplash	N/C
NBS	No Backsplash	
NBS	0"-30" Deck Length	(\$146.00)
NBS	30.25" - 45" Deck Length	(\$183.00)
NBS	45.25" - 60" Deck Length	(\$221.00)
NBS	60.25" - 75" Deck Length	(\$256.00)
NBS	75.25" - 90" Deck Length	(\$295.00)
NBS	90.25" - 105" Deck Length	(\$331.00)
NBS	105.25" - 120" Deck Length	(\$370.00)
NBS	120.25" - 135" Deck Length	(\$406.00)
NBS	135.25" - 150" Deck Length	(\$443.00)
NBS	150.25" - 165" Deck Length	(\$481.00)
NBS	165.25" - 180" Deck Length	(\$518.00)
NBS	180.25" - 195" Deck Length	(\$554.00)
NBS	195.25" - 210" Deck Length	(\$592.00)
NBS	210.25" - 225" Deck Length	(\$629.00)
NBS	225.25" - 240" Deck Length	(\$666.00)
NBS	240.25" - 255" Deck Length	(\$704.00)
NBS	255.25" - 270" Deck Length	(\$740.00)
NBS	270.25" - 285" Deck Length	(\$777.00)
NBS	285.25" - 300" Deck Length	(\$815.00)
NBS	300.25" - 315" Deck Length	(\$852.00)
NBS	315.25" - 330" Deck Length	(\$889.00)
NBS	330.25" - 345" Deck Length	(\$926.00)
NBS	345.25" - 360" Deck Length	(\$963.00)
NBS	360.25" - 375" Deck Length	(\$1,001.00)
NBS	375.25" - 390" Deck Length	(\$1,037.00)
NBS	390.25" - 405" Deck Length	(\$1,074.00)
NBS	405.25" - 420" Deck Length	(\$1,112.00)
NBS	420.25" - 435" Deck Length	(\$1,149.00)
NBS	435.25" - 450" Deck Length	(\$1,185.00)

General Configuration Continued (Select One for each question)		
Front Apron Type:		Price
FA	Front Apron	N/C
NFA	No Front Apron	
NFA	0"-30" Deck Length	(\$132.00)
NFA	30.25" - 45" Deck Length	(\$180.00)
NFA	45.25" - 60" Deck Length	(\$212.00)
NFA	60.25" - 75" Deck Length	(\$246.00)
NFA	75.25" - 90" Deck Length	(\$281.00)
NFA	90.25" - 105" Deck Length	(\$311.00)
NFA	105.25" - 120" Deck Length	(\$343.00)
NFA	120.25" - 135" Deck Length	(\$377.00)
NFA	135.25" - 150" Deck Length	(\$410.00)
NFA	150.25" - 165" Deck Length	(\$442.00)
NFA	165.25" - 180" Deck Length	(\$474.00)
NFA	180.25" - 195" Deck Length	(\$508.00)
NFA	195.25" - 210" Deck Length	(\$541.00)
NFA	210.25" - 225" Deck Length	(\$573.00)
NFA	225.25" - 240" Deck Length	(\$605.00)
NFA	240.25" - 255" Deck Length	(\$638.00)
NFA	255.25" - 270" Deck Length	(\$672.00)
NFA	270.25" - 285" Deck Length	(\$705.00)
NFA	285.25" - 300" Deck Length	(\$737.00)
NFA	300.25" - 315" Deck Length	(\$770.00)
NFA	315.25" - 330" Deck Length	(\$801.00)
NFA	330.25" - 345" Deck Length	(\$837.00)
NFA	345.25" - 360" Deck Length	(\$868.00)
NFA	360.25" - 375" Deck Length	(\$901.00)
NFA	375.25" - 390" Deck Length	(\$933.00)
NFA	390.25" - 405" Deck Length	(\$967.00)
NFA	405.25" - 420" Deck Length	(\$1,000.00)
NFA	420.25" - 435" Deck Length	(\$1,033.00)
NFA	435.25" - 450" Deck Length	(\$1,065.00)
Left Side Type:		Price
LSS	Left Side Splash	\$117.00
LSA	Left Side Apron	\$117.00
SEAM-L	Side Seam (typically ordered w/ replacement decks only)	N/C
NONE	No Left Side Option	N/C
Right Side Type:		Price
RSS	Right Side Splash	\$121.00
RSA	Right Side Apron	\$121.00
SEAM-R	Side Seam (typically ordered w/ replacement decks only)	N/C
NONE	No Right Side Option	N/C
Apron Gusset Type:		Price
<b>(required with custom apron heights 5" to 10")</b>		
GUSSET	Apron Gusset	\$165.00
Seaming Kit Type:		Price
AS-K	Seam Kit (each kit covers roughly 30") <b>EACH</b>	\$69.00
NONE	No Seam Kit	N/C

All OmniDecks are non-cancelable and non-returnable because they are made to specification for each order.

**GENERAL CONFIGURATION** continue on next page.



List Price

Effective Date February 1, 2024

# OmniDeck™ with WashBar® - Model LD-5010 (5000 series) Custom Configuration (Continued)

General Configuration Continued (Select One for each question)		
Color of Terreon Deck:		Price
<b>Standard Colors</b>		
ALP-WHT	Alpine White	N/C
CHAR	Charcoal Gray	N/C
DRIFT	Driftwood	N/C
DS-WHT	Designer White	N/C
E-GRAY	Empire Gray	N/C
GLACIER	Glacier	N/C
GRAPH	Graphite	N/C
LANNON	Lannonstone	N/C
MOONSTONE	Moonstone	N/C
PEBBLE	Pebble Beach	N/C
PEP-WHT	Peppered White	N/C
POLAR	Polar Ice	N/C
RIVER	Riverstone	N/C
SAND	Sandtrap	N/C
S-CREEK	Stone Creek	N/C
S-MIST	Silver Mist	N/C
WHT-SAND	White Sand	N/C
* 1" to 45" = 2 brackets / 45.25" to 75" = 3 brackets / 75.25" to 105" = 4 brackets / 105.25" to 120" = 5 brackets <b>All OmniDecks are non-cancelable and non-returnable because they are made to specification for each order.</b>		

General Configuration Continued (Select One for each question)		
<b>WashBar Type:</b>		<b>Price Per WashBar</b>
WB1	WashBar WB1 w/ Touch-Free Time of Flight Sensor Activation	\$4,385.00
WB2	WashBar WB2 w/ Touch-Free Time of Flight Sensor Activation	\$4,385.00
WB1-DO	WashBar WB1 Drilling Only	N/C
WB2-DO	WashBar WB2 Drilling Only	N/C
NONE	No WashBar	N/C
<b>Water Supply Type:</b>		<b>Price (Per Bowl)</b>
T or L must be selected for WB1 and WB2 only (thermostatic mixing assembly and tempered line assembly included only with WB1 and WB2)		
T	Navigator Thermostatic Mixing Assembly (supply hoses and shut-offs included)	\$100.00
L	Single Tempered Line Assembly (supply hoses and shut-offs included)	N/C
TEMP or NO TEMP must be selected to determine bowl color options for WB1-DO or WB2-DO only. Some bowl colors require confirmation that a tempered water supply will be used.		
TEMP	Tempered-less than 110° F or 43° C (WashBar drillings only)	N/C
NO TEMP	Not Tempered WashBar drillings only)	N/C
<b>Flow Control Type:</b>		<b>Price</b>
3	0.35 gpm PCA Silicone Tip, Multiple Individual Laminar Flow Streams	N/C
5	0.50 gpm PCA Silicone Tip, Multiple Individual Laminar Flow Streams	N/C
NONE	No Flow Control	N/C
<b>Soap Type:</b>		<b>Price</b>
F	Foam Soap Dispenser- 1 gallon container	N/C
L	Liquid Soap Dispenser- 1 gallon container	N/C
NONE	No Soap Type	N/C
<b>Soap Fill System:</b>		<b>Price</b>
M	Top Fill Multi-feed (Individual, included 6-SOAP-MFT Multi-feed soap tank assembly)	N/C
BI	Below Fill (Individual, includes 1 gallon (3.72L) container)	N/C
PC	Polished Chrome ( <b>PER BOWL</b> )	N/C
BB	Brushed Black Stainless ( <b>PER BOWL</b> )	N/C
BS	Brushed Stainless ( <b>PER BOWL</b> )	N/C
BZ	Brushed Bronze ( <b>PER BOWL</b> )	N/C
BR	Brushed Brass ( <b>PER BOWL</b> )	N/C
BN	Brushed Nickel ( <b>PER BOWL</b> )	N/C
<b>Hand Dryer:</b>		<b>Price</b>
HD2	Brushless Universal Dryer Motor	N/C
NONE	No Hand Dryer	N/C
<b>Power Supply:</b>		<b>Price</b>
AC Power	AC Power	N/C
<b>WashBar Finish Type</b>		<b>Price Per WashBar</b>
PC	Polished Chrome	N/C
BB	Brushed Black Stainless	\$360.00
BS	Brushed Stainless	\$360.00
BZ	Brushed Bronze	\$360.00
BR	Brushed Brass	\$360.00
BN	Brushed Nickel	\$360.00
<b>Mounting Type:</b> (*See below for qty. required)		<b>Price</b>
BRKT	Stainless Steel Brackets(s) ( <b>PER BRACKET</b> )	\$111.00
NONE	Customer Supplied Mounting	N/C
<b>Access Panel Type:</b> (1 <b>PER BOWL</b> )		<b>Price</b>
STAIN	Swing Down Stainless Steel	\$286.00
STAIN-E	Swing Down Stainless Steel w/ Enclosed Bottom	\$373.00
PWB	Swing Down Matte Black Powder Coated Stainless	\$358.00
PWB-E	Swing Down Matte Black Powder Coated Stainless w/ Enclosed Bottom	\$444.00
NONE	No Access Panel	N/C
<b>Waste Assembly Type:</b>		<b>Price</b>
S-CHROME	Single Chrome-Plated P-Trap ( <b>PER BOWL</b> )	\$44.00
S-POLY	Single Polypropylene P-Trap ( <b>PER BOWL</b> )	N/C
NONE	No P-Trap	N/C

Prices subject to change without notice.  
Items may be changed or discontinued  
without notice and without incurring obligation.



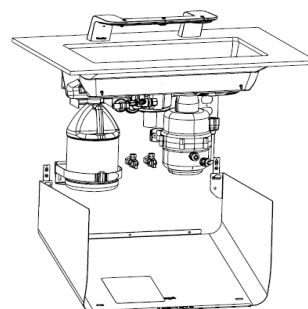
List Price

Effective Date February 1, 2024

## WashBar® WB1 and WB2 with Terreon® Undermount

Model	Description	Dimension	Ship Wt. (lbs)	Price
WB1-WB-TR1	WashBar WB1 with Infrared Control and Terreon Undermount	24-1/2" x 11-1/2"	45.00	\$5,301.00
WB2-WB-TR1	WashBar WB2 with Infrared Control and Terreon Undermount	24-1/2" x 11-1/2"	45.00	\$5,301.00
<b>Country of Installation</b>				<b>Price</b>
C1	United States or Canada			N/C

General Configuration (Select One for each question)		
<b>Color of Terreon Basin:</b>		<b>Price</b>
<b>Standard Colors</b>		
ALP-WHT	Alpine White	N/C
DS-WHT	Designer White	N/C
<b>Trench Drain Cap Type</b>		<b>Price Per Bowl</b>
DR1	Stainless Steel Trench Drain Cap	N/C
DR2	Slotted Stainless Steel Trench Drain Cap w/ Vandal Screws	N/C
<b>Soap Type:</b>		<b>Price</b>
F	Foam Soap Dispenser- 1 gallon container	N/C
L	Liquid Soap Dispenser- 1 gallon container	N/C
<b>Soap Fill System:</b>		<b>Price</b>
M	Top Fill Multi-feed (Individual, included 6-SOAP-MFT Multi-feed soap tank assembly)	N/C
BI	Below Fill (Individual, includes 1 gallon (3.72L) container)	N/C
PC	Polished Chrome	N/C
BB	Brushed Black Stainless	N/C
BS	Brushed Stainless	N/C
BZ	Brushed Bronze	N/C
BR	Brushed Brass	N/C
BN	Brushed Nickel	N/C
<b>Water Supply Type:</b>		<b>Price</b>
T	Navigator Thermostatic Mixing Assembly (supply hose and shut-off included)	\$100.00
L	Single Tempered Line Assembly (supply hose and shut-off included)	N/C
<b>Flow Control Type:</b>		<b>Price</b>
3	0.35 gpm PCA Silicone Tip, Multiple Individual Laminar Flow Streams	N/C
5	0.50 gpm PCA Silicone Tip, Multiple Individual Laminar Flow Streams	N/C
<b>Hand Dryer Type:</b>		<b>Price</b>
HD2	Brushless Universal	N/C
<b>Power Supply:</b>		<b>Price</b>
AC	AC Power	N/C
<b>Access Panel Type:</b>		<b>Price</b>
STAIN	Swing Down Stainless Steel	\$286.00
STAIN-E	Swing Down Stainless Steel w/ Enclosed Bottom	\$373.00
PWB	Swing Down Matte Black Powder Coated Stainless	\$358.00
PWB-E	Swing Down Matte Black Powder Coated Stainless w/ Enclosed Bottom	\$444.00
NONE	No Access Panel	N/C
<b>WashBar Finish Type:</b>		<b>Price</b>
PC	Polished Chrome	N/C
BB	Brushed Black Stainless	\$360.00
BS	Brushed Stainless	\$360.00
BZ	Brushed Bronze	\$360.00
BR	Brushed Brass	\$360.00
BN	Brushed Nickel	\$360.00



WB1-WB-TR1  
Deck provided by others



WB2-WB-TR1  
Deck provided by others



List Price

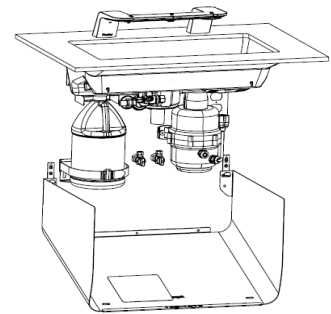
Effective Date February 1, 2024

## WashBar® WB1 and WB2 with Terreon® Undermount - Australia

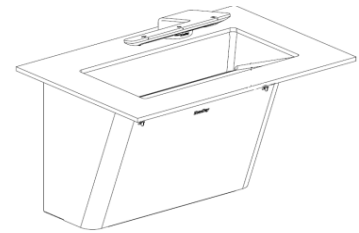
Model	Description	Dimension	Ship Wt. (lbs)	Price
WB1-WB-TR1	WashBar WB1 with Infrared Control and Terreon Undermount	24-1/2" x 11-1/2"	45.00	\$4,766.00
WB2-WB-TR1	WashBar WB2 with Infrared Control and Terreon Undermount	24-1/2" x 11-1/2"	45.00	\$4,766.00
<b>Country of Installation</b>				<b>Price</b>
C2 Australia & New Zealand				N/C

### General Configuration (Select One for each question)

<b>Color of Terreon Basin:</b>		<b>Price</b>
<b>Standard Colors</b>		
ALP-WHT	Alpine White	N/C
DS-WHT	Designer White	N/C
<b>Trench Drain Cap Type</b>		<b>Price Per Bowl</b>
DR1	Stainless Steel Trench Drain Cap	N/C
DR2	Slotted Stainless Steel Trench Drain Cap w/ Vandal Screws	N/C
<b>Soap Type:</b>		<b>Price</b>
F	Foam Soap Dispenser-1 gallon (3.78 L) soap container included	N/C
L	Liquid Soap Dispenser-1 gallon (3.78 L) soap container included	N/C
<b>Soap Fill System (Select One):</b>		<b>Price</b>
BI	Below Fill (individual, includes 1 gallon (3.78 L) soap container)	N/C
<b>Water Supply Type:</b>		<b>Price</b>
L	Single Tempered Line Assembly	N/C
<b>Flow Control Type:</b>		<b>Price</b>
3	0.35 gpm (1.30 Lpm) PCA Silicone Tip, Multiple Individual Laminar Flow	N/C
5	0.50 gpm (1.90 Lpm) PCA Silicone Tip, Multiple Individual Laminar Flow	N/C
<b>Hand Dryer Type:</b>		<b>Price</b>
HD2	Brushless Universal Voltage Motor	N/C
<b>Power Supply (Select One):</b>		<b>Price</b>
AC	AC Power (includes adapter)	N/C
<b>Access Panel Type:</b>		<b>Price</b>
STAIN	Swing Down Stainless Steel	\$286.00
STAIN-E	Swing Down Stainless Steel w/ Enclosed Bottom	\$373.00
PWB	Swing Down Matte Black Powder Coated Stainless	\$358.00
PWB-E	Swing Down Matte Black Powder Coated Stainless w/ Enclosed Bottom	\$444.00
NONE	No Access Panel	N/C
<b>WashBar Finish Type:</b>		<b>Price</b>
PC	Polished Chrome	N/C
BB	Brushed Black Stainless	\$324.00
BS	Brushed Stainless	\$324.00
BZ	Brushed Bronze	\$324.00
BR	Brushed Brass	\$324.00
BN	Brushed Nickel	\$324.00



WB1-WB-TR1  
Deck provided by others



WB2-WB-TR1  
Deck provided by others



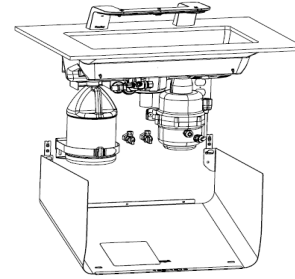
List Price

Effective Date February 1, 2024

## WashBar® WB1 and WB2 with Evero® Undermount

Model	Description	Dimension	Ship Wt. (lbs)	Price
WB1-WB-ER1	WashBar WB1 with Infrared Control and Evero Undermount	24" x 14-7/16"	45.00	\$5,592.00
WB2-WB-ER1	WashBar WB2 with Infrared Control and Evero Undermount	24" x 14-7/16"	45.00	\$5,592.00
<b>Country of Installation</b>				<b>Price</b>
C1	United States or Canada			N/C

General Configuration (Select One for each question)		
<b>Material Type</b>		<b>Price</b>
EC	Evero Classic - Polished Finish	N/C
<b>Color of Evero Basin:</b>		<b>Price</b>
<b>Geo Series</b>		
ANDORRA	Andorra	N/C
ANTARCTICA	Antarctica	N/C
DENALI	Denali	N/C
KALAHARI	Kalahari	N/C
MOJAVE	Mojave	N/C
MYKONOS	Mykonos	N/C
PATAGONIA	Patagonia	N/C
SIERRA	Sierra Madre	N/C
<b>Trench Drain Cap Type</b>		<b>Price</b>
DR1	Stainless Steel Trench Drain Cap	N/C
DR2	Slotted Stainless Steel Trench Drain Cap w/ Vandal Screws	N/C
<b>Soap Type:</b>		<b>Price</b>
F	Foam Soap Dispenser- 1 gallon container	N/C
L	Liquid Soap Dispenser- 1 gallon container	N/C
<b>Soap Fill System:</b>		<b>Price</b>
M	Top Fill Multi-feed (Individual, included 6-SOAP-MFT Multi-feed soap tank assembly)	N/C
BI	Below Fill (Individual, includes 1 gallon (3.72L) container)	N/C
PC	Polished Chrome	N/C
BB	Brushed Black Stainless	N/C
BS	Brushed Stainless	N/C
BZ	Brushed Bronze	N/C
BR	Brushed Brass	N/C
BN	Brushed Nickel	N/C
<b>Water Supply Type:</b>		<b>Price</b>
T	Navigator Thermostatic Mixing Assembly (supply hose and shut-off included)	\$100.00
L	Single Tempered Line Assembly (supply hose and shut-off included)	N/C
<b>Aerator Type:</b>		<b>Price</b>
3	0.35 gpm PCA Silicone Tip, Multiple Individual Laminar Flow Streams	N/C
5	0.50 gpm PCA Silicone Tip, Multiple Individual Laminar Flow Streams	N/C
<b>Hand Dryer Type:</b>		<b>Price</b>
HD2	Brushless Universal Motor	N/C
<b>Power Supply:</b>		<b>Price</b>
AC	AC Power	N/C
<b>Access Panel Type:</b>		<b>Price</b>
STAIN	Swing Down Stainless Steel	\$286.00
STAIN-E	Swing Down Stainless Steel w/ Enclosed Bottom	\$373.00
PWB	Swing Down Matte Black Powder Coated Stainless	\$358.00
PWB-E	Swing Down Matte Black Powder Coated Stainless w/ Enclosed Bottom	\$444.00
NONE	No Access Panel	N/C
<b>WashBar Finish Type:</b>		<b>Price</b>
PC	Polished Chrome	N/C
BB	Brushed Black Stainless	\$324.00
BS	Brushed Stainless	\$324.00
BZ	Brushed Bronze	\$324.00
BR	Brushed Brass	\$324.00
BN	Brushed Nickel	\$324.00



WB1-WB-ER1  
Deck provided by others



WB2-WB-ER1  
Deck provided by others

Prices subject to change without notice.  
Items may be changed or discontinued  
without notice and without incurring obligation.





List Price

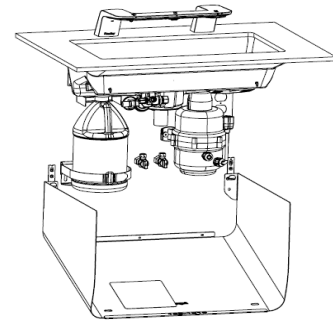
Effective Date February 1, 2024

## WashBar® WB1 and WB2 with Evero® Undermount - Australia

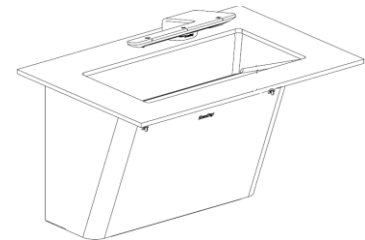
Model	Description	Dimension	Ship Wt. (lbs)	Price
WB1-WB-ER1	WashBar WB1 with Infrared Control and Evero Undermount	24" x 14-7/16"	45.00	\$5,057.00
WB2-WB-ER1	WashBar WB2 with Infrared Control and Evero Undermount	24" x 14-7/16"	45.00	\$5,057.00
<b>Country of Installation</b>				<b>Price</b>
C2	Australia & New Zealand			N/C

### General Configuration (Select One for each question)

Material Type		Price
EC	Evero Classic - Polished Finish	N/C
<b>Color of Evero Basin:</b>		<b>Price</b>
<b>Geo Series</b>		
ANDORRA	Andorra	N/C
ANTARCTICA	Antarctica	N/C
DENALI	Denali	N/C
KALAHARI	Kalahari	N/C
MOJAVE	Mojave	N/C
MYKONOS	Mykonos	N/C
PATAGONIA	Patagonia	N/C
SIERRA	Sierra Madre	N/C
<b>Trench Drain Cap Type</b>		<b>Price</b>
DR1	Stainless Steel Trench Drain Cap	N/C
DR2	Slotted Stainless Steel Trench Drain Cap w/ Vandal Screws	N/C
<b>Soap Type:</b>		<b>Price</b>
F	Foam Soap Dispenser-1 gallon (3.78 L) soap container included	N/C
L	Liquid Soap Dispenser-1 gallon (3.78 L) soap container included	N/C
<b>Soap Fill System (Select One):</b>		<b>Price</b>
BI	Below Fill (Individual, includes 1 gallon (3.72L) container)	N/C
<b>Water Supply Type:</b>		<b>Price</b>
L	Single Tempered Line Assembly	N/C
<b>Aerator Type:</b>		<b>Price</b>
3	0.35 gpm (1.30 Lpm) PCA Silicone Tip, Multiple Individual Laminar Flow	N/C
5	0.50 gpm (1.90 Lpm) PCA Silicone Tip, Multiple Individual Laminar Flow	N/C
<b>Hand Dryer Type:</b>		<b>Price</b>
HD2	Brushless Universal Voltage Motor	N/C
<b>Power Supply (Select One):</b>		<b>Price</b>
AC	AC Power (includes adapter)	N/C
<b>Access Panel Type:</b>		<b>Price</b>
STAIN	Swing Down Stainless Steel	\$286.00
STAIN-E	Swing Down Stainless Steel w/ Enclosed Bottom	\$373.00
PWB	Swing Down Matte Black Powder Coated Stainless	\$358.00
PWB-E	Swing Down Matte Black Powder Coated Stainless w/ Enclosed Bottom	\$444.00
NONE	No Access Panel	N/C
<b>WashBar Finish Type:</b>		<b>Price</b>
PC	Polished Chrome	N/C
BB	Brushed Black Stainless	\$324.00
BS	Brushed Stainless	\$324.00
BZ	Brushed Bronze	\$324.00
BR	Brushed Brass	\$324.00
BN	Brushed Nickel	\$324.00



WB1-WB-ER1  
Deck provided by others



WB2-WB-ER1  
Deck provided by others

Prices subject to change without notice.  
Items may be changed or discontinued  
without notice and without incurring obligation.



List Price

Effective Date February 1, 2024

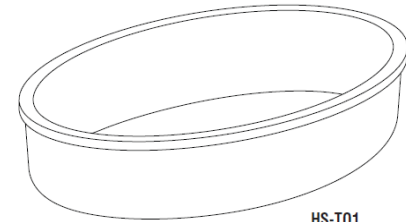
## OmniDeck™ - HS-Series Terreon Undermount Basins

### STANDARD SELECTIONS

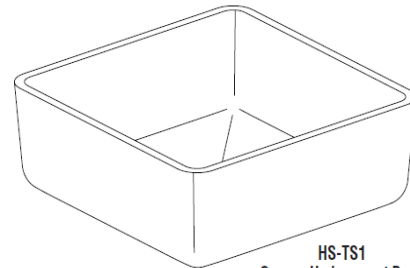
Model	Description	Dimension	Ship Wt. (lbs)	Price
HS-TO1	HS Oval Undermount	22" x 14"	16.00	\$475.00
HS-TS1	HS Square Undermount	14" x 14"	14.00	\$342.00
HS-TR1	HS Rectangular Undermount	22" x 16"	22.00	\$475.00

### STANDARD SELECTIONS (Select One for each question)

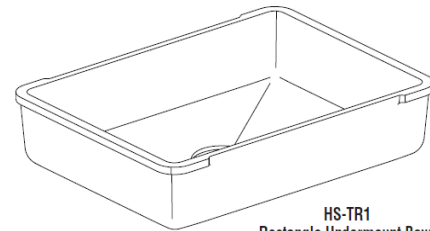
Color of Terreon Bowls:		Price
<b>Solid Colors</b>		
ALP-WHT	Alpine White	N/C
DS-WHT	Designer White	N/C
<b>Standard Colors (tempered water required)</b>		<b>Price</b>
CHAR	Charcoal Gray	N/C
DRIFT	Driftwood	N/C
E-GRAY	Empire Gray	N/C
GLACIER	Glacier	N/C
GRAPH	Graphite	N/C
LANNON	Lannonstone	N/C
MOONSTONE	Moonstone	N/C
PEBBLE	Pebble Beach	N/C
PEP-WHT	Peppered White	N/C
POLAR	Polar Ice	N/C
RIVER	Riverstone	N/C
SAND	Sandtrap	N/C
S-CREEK	Stone Creek	N/C
S-MIST	Silver Mist	N/C
WHT-SAND	White Sand	N/C



HS-TO1  
Oval Undermount Bowl



HS-TS1  
Square Undermount Bowl



HS-TR1  
Rectangle Undermount Bowl

### ADDITIONAL PARTS FOR PURCHASE (Purchased separately)

Drain Assembly	Price
269-1863 Drain Assembly (strainer and tailpiece)	\$139.00



List Price

Effective Date February 1, 2024

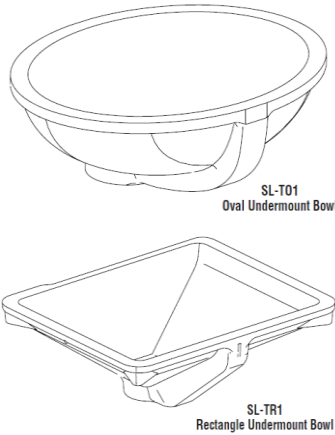
## OmniDeck™ - SL-Series Terreon Undermount Basins

### STANDARD SELECTIONS

Model	Description	Dimension	Ship Wt. (lbs)	Price
SL-TO1	SL Oval Undermount	16" x 13"	10	\$286.00
SL-TR1	SL Rectangular Undermount	17" x 14"	25	\$333.00

### STANDARD SELECTIONS (Select One for each question)

Drain Assembly: (1 PER BOWL)		Price
<b>D-ASSY</b>	<b>Drain Assembly-Straight Tailpiece</b>	<b>SL-TO1 only</b>
PC	Polished Chrome	\$44.00
BB	Brushed Black Stainless	\$50.00
BS	Brushed Stainless	\$50.00
BZ	Brushed Bronze	\$50.00
BR	Brushed Brass	\$50.00
BN	Brushed Nickel	\$50.00
<b>D-ASSY-ADA</b>	<b>Drain Assembly-ADA Offset Tailpiece</b>	<b>SL-TR1 only</b>
PC	Polished Chrome	\$61.00
BB	Brushed Black Stainless	\$70.00
BS	Brushed Stainless	\$70.00
BZ	Brushed Bronze	\$70.00
BR	Brushed Brass	\$70.00
BN	Brushed Nickel	\$70.00
NONE	No Drain	N/C
<b>Color of Terreon Bowl:</b>		<b>Price</b>
<b>Solid Colors:</b>		
ALP-WHT	Alpine White	N/C
DS-WHT	Designer White	N/C
<b>Standard Colors: (tempered water required)</b>		<b>Price</b>
CHAR	Charcoal Gray	N/C
DRIFT	Driftwood	N/C
E-GRAY	Empire Gray	N/C
GLACIER	Glacier	N/C
GRAPH	Graphite	N/C
LANNON	Lannonstone	N/C
MOONSTONE	Moonstone	N/C
PEBBLE	Pebble Beach	N/C
PEP-WHT	Peppered White	N/C
POLAR	Polar Ice	N/C
RIVER	Riverstone	N/C
SAND	Sandtrap	N/C
S-CREEK	Stone Creek	N/C
S-MIST	Silver Mist	N/C
WHT-SAND	White Sand	N/C





List Price

Effective Date February 1, 2024

# OmniDeck™ - Model TCS (Lav & Accessories)

MODELS		
Model	Description	Price
TCS	TCS Series Terreon Lav Deck	P.O.A.

STANDARD SELECTIONS		
<b>Sink Style:</b>		<b>Price</b>
CS-1	16" x 21," Terreon Sink, 3-1/2" Depth	P.O.A.
CS-2	16" x 21," Terreon Sink, 5-1/2" Depth	P.O.A.
CS-3	16" x 21," Terreon Sink, 8" Depth	P.O.A.
CS-4	10" x 14," Terreon Sink, 8" Depth	P.O.A.
<b>Faucets or Faucet Drilling:</b>		<b>Price</b>
GN-DC	IR Gooseneck w/Battery Power (DC)	\$691.00
WB	Gooseneck, 10" Spout, Dual Lever	\$355.00
4" SET	4" Centerset	N/C
8" SET	8" Centerset	N/C
SHANK	Centershank	N/C
NFD	No Faucet Drilling	N/C
<b>Drinking Fountains:</b>		<b>Price</b>
DFPB	Push Button Activated	\$530.00
DFDO	Drinking Fountain Drilling Only	N/C
NDF	No Drinking Fountains	N/C
<b>Soap Dispenser (Select One):</b>		<b>Price</b>
6324	16 oz. Plastic Globe, 4" Spout (ea.)	\$51.00
6324-68	32 oz. Plastic Globe, 4" Spout (ea.)	\$51.00
NSD	No Soap Dispenser	N/C
SDO	Soap Drilling Only	N/C
6315	Sensor Operated Soap Dispenser (ea.)	\$184.00
<i>Adapter and soap bottles to be ordered separately. See 6315 Tech Data</i>		
<b>Sink Drip Ledge (Select One):</b>		<b>Price</b>
DL	4-Sided Drip Ledge Around Sink Perimeter	\$141.00
NDL	No Drip Ledge	N/C
<b>Waste Receptacle Opening (Select One):</b>		<b>Price</b>
WR-0	No Waste Receptacle Opening	N/C
WR-1	One Waste Receptacle Opening	\$258.00
WR-2	Two Waste Receptacle Openings	\$524.00
<b>Style of Edging (Select One):</b>		<b>Price</b>
RO	Roundover	N/C
<b>Water Supply (Select One):</b>		<b>Price</b>
TEMP	Tempered Supply	N/C
NO-TEMP	No Tempered Supply	N/C

STANDARD SELECTIONS		
<b>Color of Terreon Deck (Select One):</b>		<b>Price</b>
<b>Standard Colors</b>		
ALP-WHT	Alpine White	N/C
CHAR	Charcoal Gray	N/C
DRIFT	Driftwood	N/C
DS-WHT	Designer White	N/C
E-GRAY	Empire Gray	N/C
GLACIER	Glacier	N/C
GRAPH	Graphite	N/C
LANNON	Lannonstone	N/C
MOONSTONE	Moonstone	N/C
PEBBLE	Pebble Beach	N/C
PEP-WHT	Peppered White	N/C
POLAR	Polar Ice	N/C
RIVER	Riverstone	N/C
SAND	Sandtrap	N/C
S-CREEK	Stone Creek	N/C
S-MIST	Silver Mist	N/C
WHT-SAND	White Sand	N/C
<b>Color of Terreon Bowl (Select One):</b>		<b>Price</b>
SAME	Same as deck (Requires TL) (PER BOWL)	\$72.00
ALP-WHT	Alpine White	N/C
DS-WHT	Designer White	N/C
<b>Side Apron (Select One):</b>		<b>Price</b>
LSA	Left Side Apron	P.O.A.
RSA	Right Side Apron	P.O.A.
BSA	Both Side Aprons	P.O.A.
ASA	All Side Aprons (Island)	P.O.A.
NSA	No Side Aprons	N/C
<b>Side Splash (Select One):</b>		<b>Price</b>
LSS	Left Side Splash	P.O.A.
RSS	Right Side Splash	P.O.A.
BSS	Both Side Splashes	P.O.A.
NSS	No Side Splashes	N/C
<b>Backsplash (Select One):</b>		<b>Price</b>
BS	Backsplash	P.O.A.
NBS	No Backsplash	N/C

\* Prices for Faucets can be found in Faucet price book

All OmniDecks are non-cancelable and non-returnable because they are made to specification for each order.

Prices subject to change without notice.  
Items may be changed or discontinued without notice and without incurring obligation.



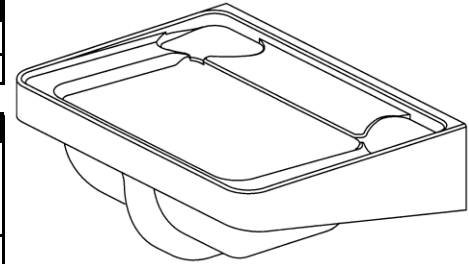
List Price

Effective Date February 1, 2024

# Terreon® Imperial Wall-Mount Lavatory

## MODELS

Model	Description	Ship Wt. (lbs)	Price
TL-18	Wall-Mount Lavatory (21" x 18")	25	\$844.00



## STANDARD SELECTIONS

Faucet Drilling (Select One):*		Price
4" SET	4" Centerset	N/C
SHANK	Centershank	N/C
Water Supply (Select One):		Price
TMA	Navigator® Thermostatic Mixing Assy (Hot & Cold Supplies)	\$155.00
TL	Single-Tempered Line	\$74.00
NONE	No Valve Option Selected	N/C

Color of Terreon Bowl (Select One):		Price
<b>Standard Colors</b>		
ALP-WHT	Alpine White	N/C
CHAR	Charcoal Gray	N/C
DRIFT	Driftwood	N/C
DS-WHT	Designer White	N/C
E-GRAY	Empire Gray	N/C
GLACIER	Glacier	N/C
GRAPH	Graphite	N/C
LANNON	Lannonstone	N/C
MOONSTONE	Moonstone	N/C
PEBBLE	Pebble Beach	N/C
PEP-WHT	Peppered White	N/C
POLAR	Polar Ice	N/C
RIVER	Riverstone	N/C
SAND	Sandtrap	N/C
S-CREEK	Stone Creek	N/C
S-MIST	Silver Mist	N/C
WHT-SAND	White Sand	N/C

## OPTIONAL SELECTIONS

P-Trap (Optional):		Price
S-CHROME	Single Chrome-Plated P-Trap (ea.)	\$44.00

\* Prices for Faucets can be found in Faucet price book



List Price

Effective Date February 1, 2024

# Terreon® Purse Shelves

Standard Model Type		
Model	Description	Price
P-SHELF	36" x 12" Terreon Purse Shelf & Mounting Hardware	\$795.00
	72" x 12" Terreon Purse Shelf & Mounting Hardware	\$1,591.00
	108" x 12" Terreon Purse Shelf & Mounting Hardware	\$2,385.00

Custom Model Type	
Model	Description
P-SHELF/CST	Custom Length Terreon Purse Shelf & Mounting Hardware

Purse Shelf Configuration (select a length range)

Length	Description	Price	Length	Description	Price	Length	Description	Price
12"	12"	\$286.00	48"	47.25"-48"	\$1,145.00	84"	83.25"-84"	\$2,004.00
13"	12.25"-13"	\$310.00	49"	48.25"-49"	\$1,167.00	85"	84.25"-85"	\$2,028.00
14"	13.25"-14"	\$333.00	50"	49.25"-50"	\$1,192.00	86"	85.25"-86"	\$2,052.00
15"	14.25"-15"	\$356.00	51"	50.25"-51"	\$1,216.00	87"	86.25"-87"	\$2,076.00
16"	15.25"-16"	\$381.00	52"	51.25"-52"	\$1,240.00	88"	87.25"-88"	\$2,099.00
17"	16.25"-17"	\$406.00	53"	52.25"-53"	\$1,264.00	89"	88.25"-89"	\$2,124.00
18"	17.25"-18"	\$429.00	54"	53.25"-54"	\$1,287.00	90"	89.25"-90"	\$2,148.00
19"	18.25"-19"	\$454.00	55"	54.25"-55"	\$1,311.00	91"	90.25"-91"	\$2,169.00
20"	19.25"-20"	\$476.00	56"	55.25"-56"	\$1,336.00	92"	91.25"-92"	\$2,195.00
21"	20.25"-21"	\$500.00	57"	56.25"-57"	\$1,359.00	93"	92.25"-93"	\$2,218.00
22"	21.25"-22"	\$525.00	58"	57.25"-58"	\$1,385.00	94"	93.25"-94"	\$2,244.00
23"	22.25"-23"	\$548.00	59"	58.25"-59"	\$1,409.00	95"	94.25"-95"	\$2,268.00
24"	23.25"-24"	\$572.00	60"	59.25"-60"	\$1,429.00	96"	95.25"-96"	\$2,289.00
25"	24.25"-25"	\$595.00	61"	60.25"-61"	\$1,456.00	97"	96.25"-97"	\$2,314.00
26"	25.25"-26"	\$620.00	62"	61.25"-62"	\$1,479.00	98"	97.25"-98"	\$2,338.00
27"	26.25"-27"	\$645.00	63"	62.25"-63"	\$1,504.00	99"	98.25"-99"	\$2,360.00
28"	27.25"-28"	\$668.00	64"	63.25"-64"	\$1,529.00	100"	99.25"-100"	\$2,386.00
29"	28.25"-29"	\$691.00	65"	64.25"-65"	\$1,551.00	101"	100.25"-101"	\$2,408.00
30"	29.25"-30"	\$716.00	66"	65.25"-66"	\$1,576.00	102"	101.25"-102"	\$2,432.00
31"	30.25"-31"	\$739.00	67"	66.25"-67"	\$1,599.00	103"	102.25"-103"	\$2,457.00
32"	31.25"-32"	\$763.00	68"	67.25"-68"	\$1,622.00	104"	103.25"-104"	\$2,480.00
33"	32.25"-33"	\$788.00	69"	68.25"-69"	\$1,647.00	105"	104.25"-105"	\$2,504.00
34"	33.25"-34"	\$811.00	70"	69.25"-70"	\$1,668.00	106"	105.25"-106"	\$2,529.00
35"	34.25"-35"	\$835.00	71"	70.25"-71"	\$1,693.00	107"	106.25"-107"	\$2,552.00
36"	35.25"-36"	\$858.00	72"	71.25"-72"	\$1,719.00	108"	107.25"-108"	\$2,576.00
37"	36.25"-37"	\$882.00	73"	72.25"-73"	\$1,742.00	109"	108.25"-109"	\$2,600.00
38"	37.25"-38"	\$907.00	74"	73.25"-74"	\$1,766.00	110"	109.25"-110"	\$2,624.00
39"	38.25"-39"	\$929.00	75"	74.25"-75"	\$1,789.00	111"	110.25"-111"	\$2,648.00
40"	39.25"-40"	\$954.00	76"	75.25"-76"	\$1,812.00	112"	111.25"-112"	\$2,671.00
41"	40.25"-41"	\$979.00	77"	76.25"-77"	\$1,836.00	113"	112.25"-113"	\$2,695.00
42"	41.25"-42"	\$1,002.00	78"	77.25"-78"	\$1,861.00	114"	113.25"-114"	\$2,720.00
43"	42.25"-43"	\$1,026.00	79"	78.25"-79"	\$1,885.00	115"	114.25"-115"	\$2,743.00
44"	43.25"-44"	\$1,048.00	80"	79.25"-80"	\$1,908.00	116"	115.25"-116"	\$2,766.00
45"	44.25"-45"	\$1,072.00	81"	80.25"-81"	\$1,932.00	117"	116.25"-117"	\$2,791.00
46"	45.25"-46"	\$1,095.00	82"	81.25"-82"	\$1,956.00	118"	117.25"-118"	\$2,815.00
47"	46.25"-47"	\$1,120.00	83"	82.25"-83"	\$1,981.00	119"	118.25"-119"	\$2,839.00
						120"	119.25"-120"	\$2,863.00

All Terreon Purse Shelves are non-cancelable and non-returnable because they are made to specification for each order.

Prices subject to change without notice.  
Items may be changed or discontinued  
without notice and without incurring obligation.



List Price

Effective Date February 1, 2024

## Terreon® Purse Shelves (Continued)

### General Configuration (Selet One for each question)

Color of Terreon Purse Shelf		Price
Standard Colors		Price
ALP-WHT	Alpine White	N/C
CHAR	Charcoal Gray	N/C
DRIFT	Driftwood	N/C
DS-WHT	Designer White	N/C
E-GRAY	Empire Gray	N/C
GLACIER	Glacier	N/C
GRAPH	Graphite	N/C
LANNON	Lannonstone	N/C
MOONSTONE	Moonstone	N/C
PEBBLE	Pebble Beach	N/C
PEP-WHT	Peppered White	N/C
POLAR	Polar Ice	N/C
RIVER	Riverstone	N/C
SAND	Sandtrap	N/C
S-CREEK	Stone Creek	N/C
S-MIST	Silver Mist	N/C
WHT-SAND	White Sand	N/C

**All Terreon Purse Shelves are non-cancelable and non-returnable because they are made to specification for each order.**

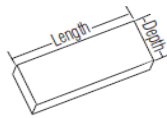


List Price

Effective Date February 1, 2024

# Terreon® Sheet Goods, Splashes and Aprons

Model Type	
Model	0
Description	Terreon Sheet Goods



Select length and depth below.

Pricing Example: List price for sheet with length 24.50" and depth 24" is \$535.00

Sheet Length	Length Range	Sheet Depth													
		22"	23" (22.25"-23")	24" (23.25"-24")	25" (24.25"-25")	26" (25.25"-26")	27" (26.25"-27")	28" (27.25"-28")	29" (28.25"-29")	30" (29.25"-30")	31" (30.25"-31")	32" (31.25"-32")	33" (32.25"-33")	34" (33.25"-34")	35" (34.25"-35")
12"	12"	\$213.00	\$222.00	\$233.00	\$243.00	\$253.00	\$263.00	\$273.00	\$280.00	\$291.00	\$302.00	\$311.00	\$322.00	\$330.00	\$338.00
18"	12.25"-18"	\$322.00	\$335.00	\$350.00	\$364.00	\$379.00	\$393.00	\$407.00	\$421.00	\$437.00	\$453.00	\$465.00	\$481.00	\$496.00	\$510.00
24"	18.25"-24"	\$427.00	\$446.00	\$466.00	\$486.00	\$504.00	\$524.00	\$544.00	\$564.00	\$583.00	\$601.00	\$621.00	\$639.00	\$660.00	\$680.00
30"	24.25"-30"	\$534.00	\$559.00	\$584.00	\$608.00	\$632.00	\$656.00	\$679.00	\$706.00	\$729.00	\$753.00	\$777.00	\$801.00	\$824.00	\$851.00
36"	30.25"-36"	\$639.00	\$670.00	\$698.00	\$728.00	\$758.00	\$786.00	\$816.00	\$846.00	\$874.00	\$901.00	\$932.00	\$961.00	\$990.00	\$1,019.00
42"	36.25"-42"	\$748.00	\$783.00	\$816.00	\$851.00	\$882.00	\$918.00	\$949.00	\$986.00	\$1,019.00	\$1,054.00	\$1,087.00	\$1,120.00	\$1,155.00	\$1,190.00
48"	42.25"-48"	\$855.00	\$894.00	\$932.00	\$971.00	\$1,009.00	\$1,049.00	\$1,088.00	\$1,126.00	\$1,164.00	\$1,204.00	\$1,244.00	\$1,282.00	\$1,320.00	\$1,359.00
54"	48.25"-54"	\$961.00	\$1,005.00	\$1,048.00	\$1,092.00	\$1,136.00	\$1,179.00	\$1,223.00	\$1,267.00	\$1,310.00	\$1,353.00	\$1,398.00	\$1,443.00	\$1,486.00	\$1,530.00
60"	54.25"-60"	\$1,067.00	\$1,117.00	\$1,164.00	\$1,212.00	\$1,262.00	\$1,310.00	\$1,359.00	\$1,408.00	\$1,457.00	\$1,505.00	\$1,553.00	\$1,603.00	\$1,651.00	\$1,699.00
66"	60.25"-66"	\$1,177.00	\$1,227.00	\$1,282.00	\$1,336.00	\$1,388.00	\$1,443.00	\$1,493.00	\$1,549.00	\$1,603.00	\$1,656.00	\$1,709.00	\$1,760.00	\$1,814.00	\$1,868.00
72"	66.25"-72"	\$1,282.00	\$1,340.00	\$1,398.00	\$1,457.00	\$1,514.00	\$1,573.00	\$1,632.00	\$1,687.00	\$1,747.00	\$1,806.00	\$1,863.00	\$1,922.00	\$1,981.00	\$2,038.00
78"	72.25"-78"	\$1,388.00	\$1,451.00	\$1,514.00	\$1,579.00	\$1,640.00	\$1,702.00	\$1,767.00	\$1,829.00	\$1,893.00	\$1,955.00	\$2,018.00	\$2,081.00	\$2,147.00	\$2,208.00
84"	78.25"-84"	\$1,493.00	\$1,561.00	\$1,632.00	\$1,699.00	\$1,767.00	\$1,835.00	\$1,903.00	\$1,971.00	\$2,038.00	\$2,105.00	\$2,174.00	\$2,244.00	\$2,312.00	\$2,380.00
90"	84.25"-90"	\$1,603.00	\$1,676.00	\$1,748.00	\$1,822.00	\$1,892.00	\$1,966.00	\$2,037.00	\$2,112.00	\$2,184.00	\$2,256.00	\$2,332.00	\$2,403.00	\$2,476.00	\$2,549.00
96"	90.25"-96"	\$1,709.00	\$1,787.00	\$1,863.00	\$1,941.00	\$2,019.00	\$2,096.00	\$2,174.00	\$2,253.00	\$2,332.00	\$2,408.00	\$2,485.00	\$2,563.00	\$2,641.00	\$2,720.00
102"	96.25"-102"	\$1,814.00	\$1,898.00	\$1,981.00	\$2,063.00	\$2,147.00	\$2,228.00	\$2,312.00	\$2,393.00	\$2,476.00	\$2,558.00	\$2,641.00	\$2,725.00	\$2,806.00	\$2,889.00
108"	102.25"-108"	\$1,922.00	\$2,010.00	\$2,097.00	\$2,184.00	\$2,272.00	\$2,358.00	\$2,448.00	\$2,535.00	\$2,621.00	\$2,707.00	\$2,796.00	\$2,883.00	\$2,972.00	\$3,059.00
114"	108.25"-114"	\$2,030.00	\$2,123.00	\$2,213.00	\$2,305.00	\$2,398.00	\$2,490.00	\$2,582.00	\$2,674.00	\$2,766.00	\$2,860.00	\$2,952.00	\$3,043.00	\$3,136.00	\$3,226.00
120"	114.25"-120"	\$2,136.00	\$2,231.00	\$2,331.00	\$2,428.00	\$2,523.00	\$2,621.00	\$2,720.00	\$2,816.00	\$2,913.00	\$3,008.00	\$3,106.00	\$3,203.00	\$3,301.00	\$3,398.00

General Configuration (Select One for each question)		
Color of Terreon Sheet Goods		
Standard Colors		Price
ALP-WHT	Alpine White	N/C
CHAR	Charcoal Gray	N/C
DRIFT	Driftwood	N/C
DS-WHT	Designer White	N/C
E-GRAY	Empire Gray	N/C
GLACIER	Glacier	N/C
GRAPH	Graphite	N/C
LANNON	Lannonstone	N/C
MOONSTONE	Moonstone	N/C
PEBBLE	Pebble Beach	N/C
PEP-WHT	Peppered White	N/C
POLAR	Polar Ice	N/C
RIVER	Riverstone	N/C
SAND	Sandtrap	N/C
S-CREEK	Stone Creek	N/C
S-MIST	Silver Mist	N/C
WHT-SAND	White Sand	N/C

**All Terreon Sheets are non-cancelable and non-returnable because they are made to specification for each order.**



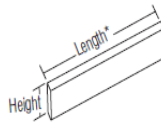


List Price

Effective Date February 1, 2024

# Terreon® Sheet Goods, Splashes and Aprons

Model Type	
Model	Description
BS	Terreon Backsplash
FA	Terreon Front Apron



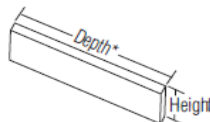
Select length and depth below.

Pricing Example: List price for backsplash or front apron with length 24.50" and height 10" is \$145.00

Backsplash / Front Apron Configuration				
		Backsplash / Front Apron Height		
BS/FA Length	Length Range	5"	10"	14"
12"	12"	\$159.00	\$159.00	\$168.00
18"	12.25"-18"	\$159.00	\$159.00	\$168.00
24"	18.25"-24"	\$159.00	\$159.00	\$168.00
30"	24.25"-30"	\$159.00	\$159.00	\$168.00
36"	30.25"-36"	\$197.00	\$197.00	\$211.00
42"	36.25"-42"	\$197.00	\$197.00	\$211.00
48"	42.25"-48"	\$239.00	\$239.00	\$253.00
54"	48.25"-54"	\$239.00	\$239.00	\$253.00
60"	54.25"-60"	\$239.00	\$239.00	\$253.00
66"	60.25"-66"	\$277.00	\$277.00	\$294.00
72"	66.25"-72"	\$277.00	\$277.00	\$294.00
78"	72.25"-78"	\$319.00	\$319.00	\$337.00
84"	78.25"-84"	\$319.00	\$319.00	\$337.00
90"	84.25"-90"	\$319.00	\$319.00	\$337.00
96"	90.25"-96"	\$359.00	\$359.00	\$380.00
102"	96.25"-102"	\$359.00	\$359.00	\$380.00
108"	102.25"-108"	\$399.00	\$399.00	\$422.00
114"	108.25"-114"	\$399.00	\$399.00	\$422.00
120"	114.25"-120"	\$399.00	\$399.00	\$422.00

General Configuration (Select One for each question)		
Color of Terreon Splash or Apron		Price
<b>Standard Colors</b>		
ALP-WHT	Alpine White	N/C
CHAR	Charcoal Gray	N/C
DRIFT	Driftwood	N/C
DS-WHT	Designer White	N/C
E-GRAY	Empire Gray	N/C
GLACIER	Glacier	N/C
GRAPH	Graphite	N/C
LANNON	Lannonstone	N/C
MOONSTONE	Moonstone	N/C
PEBBLE	Pebble Beach	N/C
PEP-WHT	Peppered White	N/C
POLAR	Polar Ice	N/C
RIVER	Riverstone	N/C
SAND	Sandtrap	N/C
S-CREEK	Stone Creek	N/C
S-MIST	Silver Mist	N/C
WHT-SAND	White Sand	N/C
<b>Edge Style Type:</b>		<b>Price</b>
EE	Ease Edge	N/C
RO	Roundover	N/C

Model Type	
Model	Description
LSS	Left Side Splash
RSS	Right Side Splash
LSA	Left Side Apron
RSA	Right Side Apron



Select depth of deck and height of splash or apron below.

Be sure to specify deck dimensions

Pricing Example: List price for splash or apron with length 24.50" and height 10" is \$118.00

All Terreon Sheets, Splashes and Aprons are non-cancelable and non-returnable because they are made to specification for each order.

Side Splash / Side Apron Configuration				
		Side Splash / Side Apron Height		
Deck Depth	Depth Range	5"	10"	14"
12"	12"	\$168.00	\$168.00	\$168.00
18"	12.25"-18"	\$168.00	\$168.00	\$168.00
24"	18.25"-24"	\$168.00	\$168.00	\$168.00
30"	24.25"-30"	\$168.00	\$168.00	\$168.00

Prices subject to change without notice.  
Items may be changed or discontinued  
without notice and without incurring obligation.

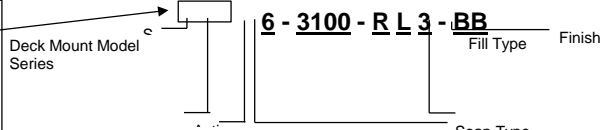


List Price




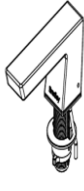
Effective Date February 1, 2024

### Verac™ Deck Mounted Soap Dispensers - Top Fill

For a hassle-free configuration experience, visit Bradley's "Q20" and type in the soap and deck mount model series when quoting or in the search box.



Note: Pricing applies to packaged price only

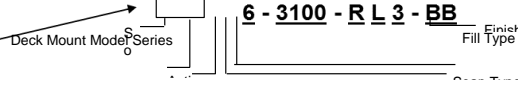
Series	Part No.	Description	Shipping Data		Price Each \$
			Cu. Ft.	Wt. Lbs.	
	<b>CRESTT SERIES</b> 6-3100-RFT-PC	Crestt Deck Mounted Soap Dispenser Touch-Free Foam Top Fill Polished Chrome	0.68	4.5	\$467
	6-3100-RFT-BB	Crestt Deck Mounted Soap Dispenser Touch-Free Foam Top Fill Brushed Black SS	0.68	4.5	\$536
	6-3100-RFT-BN	Crestt Deck Mounted Soap Dispenser Touch-Free Foam Top Fill Brushed Nickel	0.68	4.5	\$536
	6-3100-RFT-BR	Crestt Deck Mounted Soap Dispenser Touch-Free Foam Top Fill Brushed Brass	0.68	4.5	\$536
	6-3100-RFT-BS	Crestt Deck Mounted Soap Dispenser Touch-Free Foam Top Fill Brushed SS	0.68	4.5	\$536
	6-3100-RFT-BZ	Crestt Deck Mounted Soap Dispenser Touch-Free Foam Top Fill Brushed Bronze	0.68	4.5	\$536
	6-3100-RLT-PC	Crestt Deck Mounted Soap Dispenser Touch-Free Liquid Top Fill Polished Chrome	0.68	4.5	\$467
	6-3100-RLT-BB	Crestt Deck Mounted Soap Dispenser Touch-Free Liquid Top Fill Brushed Black SS	0.68	4.5	\$536
	6-3100-RLT-BN	Crestt Deck Mounted Soap Dispenser Touch-Free Liquid Top Fill Brushed Nickel	0.68	4.5	\$536
	6-3100-RLT-BR	Crestt Deck Mounted Soap Dispenser Touch-Free Liquid Top Fill Brushed Brass	0.68	4.5	\$536
	<b>METRO SERIES</b> 6-3300-RFT-PC	Metro Deck Mounted Soap Dispenser Touch-Free Foam Top Fill Polished Chrome	0.68	4.375	\$479
	6-3300-RFT-BB	Metro Deck Mounted Soap Dispenser Touch-Free Foam Top Fill Brushed Black SS	0.68	4.375	\$550
	6-3300-RFT-BN	Metro Deck Mounted Soap Dispenser Touch-Free Foam Top Fill Brushed Nickel	0.68	4.375	\$550
	6-3300-RFT-BR	Metro Deck Mounted Soap Dispenser Touch-Free Foam Top Fill Brushed Brass	0.68	4.375	\$550
	6-3300-RFT-BS	Metro Deck Mounted Soap Dispenser Touch-Free Foam Top Fill Brushed SS	0.68	4.375	\$550
	6-3300-RFT-BZ	Metro Deck Mounted Soap Dispenser Touch-Free Foam Top Fill Brushed Bronze	0.68	4.375	\$550
	6-3300-RLT-PC	Metro Deck Mounted Soap Dispenser Touch-Free Liquid Top Fill Polished Chrome	0.68	4.375	\$479
	6-3300-RLT-BB	Metro Deck Mounted Soap Dispenser Touch-Free Liquid Top Fill Brushed Black SS	0.68	4.375	\$550
	6-3300-RLT-BN	Metro Deck Mounted Soap Dispenser Touch-Free Liquid Top Fill Brushed Nickel	0.68	4.375	\$550
	6-3300-RLT-BR	Metro Deck Mounted Soap Dispenser Touch-Free Liquid Top Fill Brushed Brass	0.68	4.375	\$550
	<b>LINEA SERIES</b> 6-3500-RFT-PC	Linea Deck Mounted Soap Dispenser Touch-Free Foam Top Fill Polished Chrome	0.68	4.5	\$488
	6-3500-RFT-BB	Linea Deck Mounted Soap Dispenser Touch-Free Foam Top Fill Brushed Black SS	0.68	4.5	\$559
	6-3500-RFT-BN	Linea Deck Mounted Soap Dispenser Touch-Free Foam Top Fill Brushed Nickel	0.68	4.5	\$559
	6-3500-RFT-BR	Linea Deck Mounted Soap Dispenser Touch-Free Foam Top Fill Brushed Brass	0.68	4.5	\$559
	6-3500-RFT-BS	Linea Deck Mounted Soap Dispenser Touch-Free Foam Top Fill Brushed SS	0.68	4.5	\$559
	6-3500-RFT-BZ	Linea Deck Mounted Soap Dispenser Touch-Free Foam Top Fill Brushed Bronze	0.68	4.5	\$559
	6-3500-RLT-PC	Linea Deck Mounted Soap Dispenser Touch-Free Liquid Top Fill Polished Chrome	0.68	4.5	\$488
	6-3500-RLT-BB	Linea Deck Mounted Soap Dispenser Touch-Free Liquid Top Fill Brushed Black SS	0.68	4.5	\$559
	6-3500-RLT-BN	Linea Deck Mounted Soap Dispenser Touch-Free Liquid Top Fill Brushed Nickel	0.68	4.5	\$559
	6-3500-RLT-BR	Linea Deck Mounted Soap Dispenser Touch-Free Liquid Top Fill Brushed Brass	0.68	4.5	\$559
	<b>ZEN SERIES</b> 6-3700-RFT-PC	Zen Deck Mounted Soap Dispenser Touch-Free Foam Top Fill Polished Chrome	0.68	4.5	\$497
	6-3700-RFT-BB	Zen Deck Mounted Soap Dispenser Touch-Free Foam Top Fill Brushed Black SS	0.68	4.5	\$570
	6-3700-RFT-BN	Zen Deck Mounted Soap Dispenser Touch-Free Foam Top Fill Brushed Nickel	0.68	4.5	\$570
	6-3700-RFT-BR	Zen Deck Mounted Soap Dispenser Touch-Free Foam Top Fill Brushed Brass	0.68	4.5	\$570
	6-3700-RFT-BS	Zen Deck Mounted Soap Dispenser Touch-Free Foam Top Fill Brushed SS	0.68	4.5	\$570
	6-3700-RFT-BZ	Zen Deck Mounted Soap Dispenser Touch-Free Foam Top Fill Brushed Bronze	0.68	4.5	\$570
	6-3700-RLT-PC	Zen Deck Mounted Soap Dispenser Touch-Free Liquid Top Fill Polished Chrome	0.68	4.5	\$497
	6-3700-RLT-BB	Zen Deck Mounted Soap Dispenser Touch-Free Liquid Top Fill Brushed Black SS	0.68	4.5	\$570
	6-3700-RLT-BN	Zen Deck Mounted Soap Dispenser Touch-Free Liquid Top Fill Brushed Nickel	0.68	4.5	\$570
	6-3700-RLT-BR	Zen Deck Mounted Soap Dispenser Touch-Free Liquid Top Fill Brushed Brass	0.68	4.5	\$570

Prices subject to change without notice.  
Items may be changed or discontinued without notice and without incurring obligation.







**Verde™ Deck Mounted Soap Dispensers - Multi-Feed**

For a hassle-free configuration experience, visit Bradley's "Q20" and type in the soap and deck mount model series when quoting or in the search box.



Note: Pricing applies to pack:

Series	Part No.	Description	Shipping Data		Price Each \$			
			Cu. Ft.	Wt. Lbs.				
 <b>CRESTT SERIES</b>	6-3100-RFM-PC	Crestt Deck Mounted Soap Dispenser	Touch-Free	Foam Multi-Feed	Polished Chrome	0.68	4.5	\$374
	6-3100-RFM-BB	Crestt Deck Mounted Soap Dispenser	Touch-Free	Foam Multi-Feed	Brushed Black SS	0.68	4.5	\$432
	6-3100-RFM-BN	Crestt Deck Mounted Soap Dispenser	Touch-Free	Foam Multi-Feed	Brushed Nickel	0.68	4.5	\$432
	6-3100-RFM-BR	Crestt Deck Mounted Soap Dispenser	Touch-Free	Foam Multi-Feed	Brushed Brass	0.68	4.5	\$432
	6-3100-RFM-BS	Crestt Deck Mounted Soap Dispenser	Touch-Free	Foam Multi-Feed	Brushed SS	0.68	4.5	\$432
	6-3100-RFM-BZ	Crestt Deck Mounted Soap Dispenser	Touch-Free	Foam Multi-Feed	Brushed Bronze	0.68	4.5	\$432
	6-3100-RLM-PC	Crestt Deck Mounted Soap Dispenser	Touch-Free	Liquid Multi-Feed	Polished Chrome	0.68	4.5	\$374
	6-3100-RLM-BB	Crestt Deck Mounted Soap Dispenser	Touch-Free	Liquid Multi-Feed	Brushed Black SS	0.68	4.5	\$432
	6-3100-RLM-BN	Crestt Deck Mounted Soap Dispenser	Touch-Free	Liquid Multi-Feed	Brushed Nickel	0.68	4.5	\$432
	6-3100-RLM-BR	Crestt Deck Mounted Soap Dispenser	Touch-Free	Liquid Multi-Feed	Brushed Brass	0.68	4.5	\$432
	6-3100-RLM-BS	Crestt Deck Mounted Soap Dispenser	Touch-Free	Liquid Multi-Feed	Brushed SS	0.68	4.5	\$432
	6-3100-RLM-BZ	Crestt Deck Mounted Soap Dispenser	Touch-Free	Liquid Multi-Feed	Brushed Bronze	0.68	4.5	\$432
 <b>METRO SERIES</b>	6-3300-RFM-PC	Metro Deck Mounted Soap Dispenser	Touch-Free	Foam Multi-Feed	Polished Chrome	0.68	4.375	\$385
	6-3300-RFM-BB	Metro Deck Mounted Soap Dispenser	Touch-Free	Foam Multi-Feed	Brushed Black SS	0.68	4.375	\$440
	6-3300-RFM-BN	Metro Deck Mounted Soap Dispenser	Touch-Free	Foam Multi-Feed	Brushed Nickel	0.68	4.375	\$440
	6-3300-RFM-BR	Metro Deck Mounted Soap Dispenser	Touch-Free	Foam Multi-Feed	Brushed Brass	0.68	4.375	\$440
	6-3300-RFM-BS	Metro Deck Mounted Soap Dispenser	Touch-Free	Foam Multi-Feed	Brushed SS	0.68	4.375	\$440
	6-3300-RFM-BZ	Metro Deck Mounted Soap Dispenser	Touch-Free	Foam Multi-Feed	Brushed Bronze	0.68	4.375	\$440
	6-3300-RLM-PC	Metro Deck Mounted Soap Dispenser	Touch-Free	Liquid Multi-Feed	Polished Chrome	0.68	4.375	\$385
	6-3300-RLM-BB	Metro Deck Mounted Soap Dispenser	Touch-Free	Liquid Multi-Feed	Brushed Black SS	0.68	4.375	\$440
	6-3300-RLM-BN	Metro Deck Mounted Soap Dispenser	Touch-Free	Liquid Multi-Feed	Brushed Nickel	0.68	4.375	\$440
	6-3300-RLM-BR	Metro Deck Mounted Soap Dispenser	Touch-Free	Liquid Multi-Feed	Brushed Brass	0.68	4.375	\$440
	6-3300-RLM-BS	Metro Deck Mounted Soap Dispenser	Touch-Free	Liquid Multi-Feed	Brushed SS	0.68	4.375	\$440
	6-3300-RLM-BZ	Metro Deck Mounted Soap Dispenser	Touch-Free	Liquid Multi-Feed	Brushed Bronze	0.68	4.375	\$440
 <b>LINEA SERIES</b>	6-3500-RFM-PC	Linea Deck Mounted Soap Dispenser	Touch-Free	Foam Multi-Feed	Polished Chrome	0.68	4.5	\$397
	6-3500-RFM-BB	Linea Deck Mounted Soap Dispenser	Touch-Free	Foam Multi-Feed	Brushed Black SS	0.68	4.5	\$452
	6-3500-RFM-BN	Linea Deck Mounted Soap Dispenser	Touch-Free	Foam Multi-Feed	Brushed Nickel	0.68	4.5	\$452
	6-3500-RFM-BR	Linea Deck Mounted Soap Dispenser	Touch-Free	Foam Multi-Feed	Brushed Brass	0.68	4.5	\$452
	6-3500-RFM-BS	Linea Deck Mounted Soap Dispenser	Touch-Free	Foam Multi-Feed	Brushed SS	0.68	4.5	\$452
	6-3500-RFM-BZ	Linea Deck Mounted Soap Dispenser	Touch-Free	Foam Multi-Feed	Brushed Bronze	0.68	4.5	\$452
	6-3500-RLM-PC	Linea Deck Mounted Soap Dispenser	Touch-Free	Liquid Multi-Feed	Polished Chrome	0.68	4.5	\$397
	6-3500-RLM-BB	Linea Deck Mounted Soap Dispenser	Touch-Free	Liquid Multi-Feed	Brushed Black SS	0.68	4.5	\$452
	6-3500-RLM-BN	Linea Deck Mounted Soap Dispenser	Touch-Free	Liquid Multi-Feed	Brushed Nickel	0.68	4.5	\$452
	6-3500-RLM-BR	Linea Deck Mounted Soap Dispenser	Touch-Free	Liquid Multi-Feed	Brushed Brass	0.68	4.5	\$452
	6-3500-RLM-BS	Linea Deck Mounted Soap Dispenser	Touch-Free	Liquid Multi-Feed	Brushed SS	0.68	4.5	\$452
	6-3500-RLM-BZ	Linea Deck Mounted Soap Dispenser	Touch-Free	Liquid Multi-Feed	Brushed Bronze	0.68	4.5	\$452
 <b>ZEN SERIES</b>	6-3700-RFM-PC	Zen Deck Mounted Soap Dispenser	Touch-Free	Foam Multi-Feed	Polished Chrome	0.68	4.5	\$397
	6-3700-RFM-BB	Zen Deck Mounted Soap Dispenser	Touch-Free	Foam Multi-Feed	Brushed Black SS	0.68	4.5	\$458
	6-3700-RFM-BN	Zen Deck Mounted Soap Dispenser	Touch-Free	Foam Multi-Feed	Brushed Nickel	0.68	4.5	\$458
	6-3700-RFM-BR	Zen Deck Mounted Soap Dispenser	Touch-Free	Foam Multi-Feed	Brushed Brass	0.68	4.5	\$458
	6-3700-RFM-BS	Zen Deck Mounted Soap Dispenser	Touch-Free	Foam Multi-Feed	Brushed SS	0.68	4.5	\$458
	6-3700-RFM-BZ	Zen Deck Mounted Soap Dispenser	Touch-Free	Foam Multi-Feed	Brushed Bronze	0.68	4.5	\$458
	6-3700-RLM-PC	Zen Deck Mounted Soap Dispenser	Touch-Free	Liquid Multi-Feed	Polished Chrome	0.68	4.5	\$397
	6-3700-RLM-BB	Zen Deck Mounted Soap Dispenser	Touch-Free	Liquid Multi-Feed	Brushed Black SS	0.68	4.5	\$458
	6-3700-RLM-BN	Zen Deck Mounted Soap Dispenser	Touch-Free	Liquid Multi-Feed	Brushed Nickel	0.68	4.5	\$458
	6-3700-RLM-BR	Zen Deck Mounted Soap Dispenser	Touch-Free	Liquid Multi-Feed	Brushed Brass	0.68	4.5	\$458
	6-3700-RLM-BS	Zen Deck Mounted Soap Dispenser	Touch-Free	Liquid Multi-Feed	Brushed SS	0.68	4.5	\$458
	6-3700-RLM-BZ	Zen Deck Mounted Soap Dispenser	Touch-Free	Liquid Multi-Feed	Brushed Bronze	0.68	4.5	\$458

**MULTI-FEED SOAP TANK ASSEMBLY - MUST ADD LIST PRICE BELOW WHEN MULTI-FEED IS SELECTED**

6-SOAP-MFT	Part No.	Description	Cap	Ring	Finish	Price
Multi-Feed Soap Tank Assembly	A14-033-PC	Multi-Feed Soap Tank System	Cap	Ring	Polished Chrome	\$491.00
	A14-033-BB	Multi-Feed Soap Tank System	Cap	Ring	Brushed Black Stainless	\$531.00
	A14-033-BS	Multi-Feed Soap Tank System	Cap	Ring	Brushed Stainless	\$531.00
	A14-033-BZ	Multi-Feed Soap Tank System	Cap	Ring	Brushed Bronze	\$531.00
	A14-033-BR	Multi-Feed Soap Tank System	Cap	Ring	Brushed Brass	\$531.00
	A14-033-BN	Multi-Feed Soap Tank System	Cap	Ring	Brushed Nickel	\$531.00

A14-033 multi-feed assembly does not come with power supply. The soap power supply selected on lav price book page applies to soap dispenser and multi-feed assembly

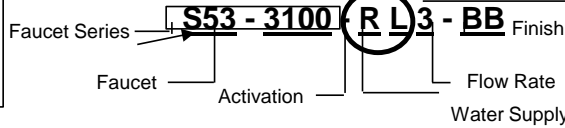


List Price

Effective Date February 1, 2024

# Verge™ Faucets

For a hassle-free configuration experience, visit Bradley's "Q20" and type in the faucet and series



**When selecting lav Water Supply T:**  
Select faucet with TMA (T)

**When selecting lav Water Supply L:**  
Select faucet with Tempered Line (L)

**Note: Pricing applies to packaged price only**

Series	Model No.	Description	List Price	List Price (with trim plate)
<b>CRESTT SERIES</b>	S53-3100-RL3-PC	Crestt Faucet Touch-Free Tempered Line 0.35 GPM Polished Chrome	\$658	\$718
	S53-3100-RL3-BB	Crestt Faucet Touch-Free Tempered Line 0.35 GPM Brushed Black SS	\$759	\$826
	S53-3100-RL3-BN	Crestt Faucet Touch-Free Tempered Line 0.35 GPM Brushed Nickel	\$759	\$819
	S53-3100-RL3-BR	Crestt Faucet Touch-Free Tempered Line 0.35 GPM Brushed Brass	\$759	\$819
	S53-3100-RL3-BS	Crestt Faucet Touch-Free Tempered Line 0.35 GPM Brushed SS	\$759	\$826
	S53-3100-RL3-BZ	Crestt Faucet Touch-Free Tempered Line 0.35 GPM Brushed Bronze	\$759	\$819
	S53-3100-RL5-PC	Crestt Faucet Touch-Free Tempered Line 0.5 GPM Polished Chrome	\$658	\$718
	S53-3100-RL5-BB	Crestt Faucet Touch-Free Tempered Line 0.5 GPM Brushed Black SS	\$790	\$857
	S53-3100-RL5-BN	Crestt Faucet Touch-Free Tempered Line 0.5 GPM Brushed Nickel	\$759	\$819
	S53-3100-RL5-BR	Crestt Faucet Touch-Free Tempered Line 0.5 GPM Brushed Brass	\$759	\$819
	S53-3100-RL5-BS	Crestt Faucet Touch-Free Tempered Line 0.5 GPM Brushed SS	\$759	\$826
	S53-3100-RL5-BZ	Crestt Faucet Touch-Free Tempered Line 0.5 GPM Brushed Bronze	\$759	\$819
	S53-3100-RT3-PC	Crestt Faucet Touch-Free TMA 0.35 GPM Polished Chrome	\$658	\$718
	S53-3100-RT3-BB	Crestt Faucet Touch-Free TMA 0.35 GPM Brushed Black SS	\$759	\$826
	S53-3100-RT3-BN	Crestt Faucet Touch-Free TMA 0.35 GPM Brushed Nickel	\$759	\$819
	S53-3100-RT3-BR	Crestt Faucet Touch-Free TMA 0.35 GPM Brushed Brass	\$759	\$819
	S53-3100-RT3-BS	Crestt Faucet Touch-Free TMA 0.35 GPM Brushed SS	\$759	\$826
	S53-3100-RT3-BZ	Crestt Faucet Touch-Free TMA 0.35 GPM Brushed Bronze	\$759	\$819
	S53-3100-RT5-PC	Crestt Faucet Touch-Free TMA 0.5 GPM Polished Chrome	\$658	\$718
	S53-3100-RT5-BB	Crestt Faucet Touch-Free TMA 0.5 GPM Brushed Black SS	\$759	\$826
S53-3100-RT5-BN	Crestt Faucet Touch-Free TMA 0.5 GPM Brushed Nickel	\$759	\$819	
S53-3100-RT5-BR	Crestt Faucet Touch-Free TMA 0.5 GPM Brushed Brass	\$759	\$819	
S53-3100-RT5-BS	Crestt Faucet Touch-Free TMA 0.5 GPM Brushed SS	\$759	\$826	
S53-3100-RT5-BZ	Crestt Faucet Touch-Free TMA 0.5 GPM Brushed Bronze	\$759	\$819	
<b>METRO SERIES</b>	S53-3300-RL3-PC	Metro Faucet Touch-Free Tempered Line 0.35 GPM Polished Chrome	\$677	\$737
	S53-3300-RL3-BB	Metro Faucet Touch-Free Tempered Line 0.35 GPM Brushed Black SS	\$779	\$846
	S53-3300-RL3-BN	Metro Faucet Touch-Free Tempered Line 0.35 GPM Brushed Nickel	\$779	\$839
	S53-3300-RL3-BR	Metro Faucet Touch-Free Tempered Line 0.35 GPM Brushed Brass	\$779	\$839
	S53-3300-RL3-BS	Metro Faucet Touch-Free Tempered Line 0.35 GPM Brushed SS	\$779	\$846
	S53-3300-RL3-BZ	Metro Faucet Touch-Free Tempered Line 0.35 GPM Brushed Bronze	\$779	\$839
	S53-3300-RL5-PC	Metro Faucet Touch-Free Tempered Line 0.5 GPM Polished Chrome	\$677	\$737
	S53-3300-RL5-BB	Metro Faucet Touch-Free Tempered Line 0.5 GPM Brushed Black SS	\$779	\$846
	S53-3300-RL5-BN	Metro Faucet Touch-Free Tempered Line 0.5 GPM Brushed Nickel	\$779	\$839
	S53-3300-RL5-BR	Metro Faucet Touch-Free Tempered Line 0.5 GPM Brushed Brass	\$779	\$839
	S53-3300-RL5-BS	Metro Faucet Touch-Free Tempered Line 0.5 GPM Brushed SS	\$779	\$846
	S53-3300-RL5-BZ	Metro Faucet Touch-Free Tempered Line 0.5 GPM Brushed Bronze	\$779	\$839
	S53-3300-RT3-PC	Metro Faucet Touch-Free TMA 0.35 GPM Polished Chrome	\$677	\$737
	S53-3300-RT3-BB	Metro Faucet Touch-Free TMA 0.35 GPM Brushed Black SS	\$779	\$846
	S53-3300-RT3-BN	Metro Faucet Touch-Free TMA 0.35 GPM Brushed Nickel	\$779	\$839
	S53-3300-RT3-BR	Metro Faucet Touch-Free TMA 0.35 GPM Brushed Brass	\$779	\$839
	S53-3300-RT3-BS	Metro Faucet Touch-Free TMA 0.35 GPM Brushed SS	\$779	\$846
	S53-3300-RT3-BZ	Metro Faucet Touch-Free TMA 0.35 GPM Brushed Bronze	\$779	\$839
	S53-3300-RT5-PC	Metro Faucet Touch-Free TMA 0.5 GPM Polished Chrome	\$677	\$737
	S53-3300-RT5-BB	Metro Faucet Touch-Free TMA 0.5 GPM Brushed Black SS	\$779	\$846
S53-3300-RT5-BN	Metro Faucet Touch-Free TMA 0.5 GPM Brushed Nickel	\$779	\$839	
S53-3300-RT5-BR	Metro Faucet Touch-Free TMA 0.5 GPM Brushed Brass	\$779	\$839	
S53-3300-RT5-BS	Metro Faucet Touch-Free TMA 0.5 GPM Brushed SS	\$779	\$846	
S53-3300-RT5-BZ	Metro Faucet Touch-Free TMA 0.5 GPM Brushed Bronze	\$779	\$839	

Prices subject to change without notice.  
Items may be changed or discontinued  
without notice and without incurring obligation.



List Price

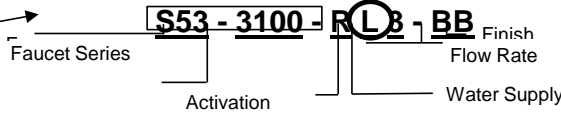
Effective Date February 1, 2024

# Verge™ Faucet



When selecting lav Water Supply T:  
Select faucet with TMA (T)

When selecting lav Water Supply L:  
Select faucet with Tempered Line (L)

For a hassle-free configuration experience, visit Bradley's "Q20" and type in the faucet and series



Note: Pricing applies to packaged price only

Series	Model No.	Description	List Price	List Price (with trim plate)
 <b>LINEA SERIES</b>	S53-3500-RL3-PC	Linea Faucet Touch-Free Tempered Line 0.35 GPM Polished Chrome	\$690	\$750
	S53-3500-RL3-BB	Linea Faucet Touch-Free Tempered Line 0.35 GPM Brushed Black SS	\$793	\$860
	S53-3500-RL3-BN	Linea Faucet Touch-Free Tempered Line 0.35 GPM Brushed Nickel	\$793	\$853
	S53-3500-RL3-BR	Linea Faucet Touch-Free Tempered Line 0.35 GPM Brushed Brass	\$793	\$853
	S53-3500-RL3-BS	Linea Faucet Touch-Free Tempered Line 0.35 GPM Brushed SS	\$793	\$860
	S53-3500-RL3-BZ	Linea Faucet Touch-Free Tempered Line 0.35 GPM Brushed Bronze	\$793	\$853
	S53-3500-RL5-PC	Linea Faucet Touch-Free Tempered Line 0.5 GPM Polished Chrome	\$690	\$750
	S53-3500-RL5-BB	Linea Faucet Touch-Free Tempered Line 0.5 GPM Brushed Black SS	\$793	\$860
	S53-3500-RL3-BR	Linea Faucet Touch-Free Tempered Line 0.5 GPM Brushed Nickel	\$793	\$853
	S53-3500-RL5-BR	Linea Faucet Touch-Free Tempered Line 0.5 GPM Brushed Brass	\$793	\$853
	S53-3500-RL5-BS	Linea Faucet Touch-Free Tempered Line 0.5 GPM Brushed SS	\$793	\$860
	S53-3500-RL5-BZ	Linea Faucet Touch-Free Tempered Line 0.5 GPM Brushed Bronze	\$793	\$853
	S53-3500-RT3-PC	Linea Faucet Touch-Free TMA 0.35 GPM Polished Chrome	\$690	\$750
	S53-3500-RT3-BB	Linea Faucet Touch-Free TMA 0.35 GPM Brushed Black SS	\$793	\$860
	S53-3500-RT3-BN	Linea Faucet Touch-Free TMA 0.35 GPM Brushed Nickel	\$793	\$853
	S53-3500-RT3-BR	Linea Faucet Touch-Free TMA 0.35 GPM Brushed Brass	\$793	\$853
	S53-3500-RT3-BS	Linea Faucet Touch-Free TMA 0.35 GPM Brushed SS	\$793	\$860
	S53-3500-RT3-BZ	Linea Faucet Touch-Free TMA 0.35 GPM Brushed Bronze	\$793	\$853
	S53-3500-RT5-PC	Linea Faucet Touch-Free TMA 0.5 GPM Polished Chrome	\$690	\$750
	S53-3500-RT5-BB	Linea Faucet Touch-Free TMA 0.5 GPM Brushed Black SS	\$793	\$860
	S53-3500-RT5-BN	Linea Faucet Touch-Free TMA 0.5 GPM Brushed Nickel	\$793	\$853
	S53-3500-RT5-BR	Linea Faucet Touch-Free TMA 0.5 GPM Brushed Brass	\$793	\$853
	S53-3500-RT5-BS	Linea Faucet Touch-Free TMA 0.5 GPM Brushed SS	\$793	\$860
	S53-3500-RT5-BZ	Linea Faucet Touch-Free TMA 0.5 GPM Brushed Bronze	\$793	\$853
 <b>ZEN SERIES</b>	S53-3700-RL3-PC	Zen Faucet Touch-Free Tempered Line 0.35 GPM Polished Chrome	\$699	\$759
	S53-3700-RL3-BB	Zen Faucet Touch-Free Tempered Line 0.35 GPM Brushed Black SS	\$804	\$871
	S53-3700-RL3-BN	Zen Faucet Touch-Free Tempered Line 0.35 GPM Brushed Nickel	\$804	\$864
	S53-3700-RL3-BR	Zen Faucet Touch-Free Tempered Line 0.35 GPM Brushed Brass	\$804	\$864
	S53-3700-RL3-BS	Zen Faucet Touch-Free Tempered Line 0.35 GPM Brushed SS	\$804	\$871
	S53-3700-RL3-BZ	Zen Faucet Touch-Free Tempered Line 0.35 GPM Brushed Bronze	\$804	\$864
	S53-3700-RL5-PC	Zen Faucet Touch-Free Tempered Line 0.5 GPM Polished Chrome	\$699	\$759
	S53-3700-RL5-BB	Zen Faucet Touch-Free Tempered Line 0.5 GPM Brushed Black SS	\$804	\$871
	S53-3700-RL5-BN	Zen Faucet Touch-Free Tempered Line 0.5 GPM Brushed Nickel	\$804	\$864
	S53-3700-RL5-BR	Zen Faucet Touch-Free Tempered Line 0.5 GPM Brushed Brass	\$804	\$864
	S53-3700-RL5-BS	Zen Faucet Touch-Free Tempered Line 0.5 GPM Brushed SS	\$804	\$871
	S53-3700-RL5-BZ	Zen Faucet Touch-Free Tempered Line 0.5 GPM Brushed Bronze	\$804	\$864
	S53-3700-RT3-PC	Zen Faucet Touch-Free TMA 0.35 GPM Polished Chrome	\$699	\$759
	S53-3700-RT3-BB	Zen Faucet Touch-Free TMA 0.35 GPM Brushed Black SS	\$804	\$871
	S53-3700-RT3-BN	Zen Faucet Touch-Free TMA 0.35 GPM Brushed Nickel	\$804	\$864
	S53-3700-RT3-BR	Zen Faucet Touch-Free TMA 0.35 GPM Brushed Brass	\$804	\$864
	S53-3700-RT3-BS	Zen Faucet Touch-Free TMA 0.35 GPM Brushed SS	\$804	\$871
	S53-3700-RT3-BZ	Zen Faucet Touch-Free TMA 0.35 GPM Brushed Bronze	\$804	\$864
	S53-3700-RT5-PC	Zen Faucet Touch-Free TMA 0.5 GPM Polished Chrome	\$699	\$759
	S53-3700-RT5-BB	Zen Faucet Touch-Free TMA 0.5 GPM Brushed Black SS	\$804	\$871
	S53-3700-RT5-BN	Zen Faucet Touch-Free TMA 0.5 GPM Brushed Nickel	\$804	\$864
	S53-3700-RT5-BR	Zen Faucet Touch-Free TMA 0.5 GPM Brushed Brass	\$804	\$864
	S53-3700-RT5-BS	Zen Faucet Touch-Free TMA 0.5 GPM Brushed SS	\$804	\$871
	S53-3700-RT5-BZ	Zen Faucet Touch-Free TMA 0.5 GPM Brushed Bronze	\$804	\$864

Prices subject to change without notice.  
Items may be changed or discontinued without notice and without incurring obligation.

## Change Log

Date	Page	Change Description	Implemented By
8.1.2021	All	August 2021 Price Increase	Cassie Schneider
9.3.2021	19	PVD Grid Stainers Addition	Lane Valimont
11.1.2021	All	January 2022 Price Increase	Cassie Schneider
2.11.2022	20,26,27	Accessories February 2022 Price Increase	Lane Valimont
3.15.2022	All	March 2022 Price Increase	Lane Valimont
7.27.2022	14, 16	Combined WB1 and WB2 undermount pricing pages	Cassie Schneider
7.27.2022	15, 17	Added Australia specific pricing pages	Cassie Schneider
8.1.2022	9-14,16,17	WashBar Top Fill Multi-Feed	Lane Valimont
11.21.2022	9-14,16,17	WashBar Top Fill Multi-Feed Launch	Lane Valimont
02.23.2023	All	March 2023 Price Increase	Quinn Sapienza
03.31.2023	All	Terreon Color Removal	Quinn Sapienza
8.30.2023	9-14, 16	LD-5010, WB-Undermounts HD2, Top Fill Multi-Feed	Quinn Sapienza
2.01.2024	All	February 2024 Price Increase	Quinn Sapienza
12.08.2023	3-8, 28,29	Verge Trim Plate	Quinn Sapienza

**\*Unless noted, all changes apply to both US and CDN price book pages**