



A **WATTS** Brand  
TEL: 800.BRADLEY  
FAX: 262.251.5817  
bradleycorp.com

## Group Shower List Price Book 041525GSP

Effective Date April 15, 2025

### Table of Contents

WS-1X Axis Wall Shower	See Individual Shower Price Book
WS-1X-HN Axis Wall Shower	See Individual Shower Price Book
1WCA Individual Wall Showers	See Individual Shower Price Book
1F Flush-Mounted Individual Wall Shower	See Individual Shower Price Book
1K Corner-Mounted Individual Shower	See Individual Shower Price Book
HN200 Recess-Mounted Wall Shower	See Individual Shower Price Book
HN250 Surface-Mounted Wall Shower	See Individual Shower Price Book
1C Built-In Shower with Concealed Supplies	See Individual Shower Price Book
HN300 In-Wall Shower	See Individual Shower Price Book
WS-2W & WS-3W Econo Wall Showers (including Multi-Stall)	3
WS-2WMD & WS-3WMT Wall-Saver Showers	4
WS-2W & WS-3W Econo Wall Shower w/ HN Station	5
Column & Beach Showers (Including Multi-Stall)	6, 7, 8
Barrier Free Column Showers	9



A WATTS Brand

**PRICES** This price list applies from its effective date and all prior corresponding price lists are canceled. Prices are subject to change without notice. Items may be changed or discontinued without notice and without incurring obligation. For job quotations, please contact your Bradley Sales Representative in your area.

**CREDIT TERMS** Open Account Terms are Net 30 days from date of invoice. Past due accounts may be subject to a service charge. Settlement of past due invoices may be required before additional shipments will be made. Cash in advance may be required when open accounts are not approved. Credit Department Phone 1-800-BRADLEY, FAX (262) 251-7747.

**MINIMUM ORDERS** Orders under \$100.00 Net will incur a \$15.00 service charge.

**RETURN MERCHANDISE AUTHORIZATION AND CANCELLATIONS** Bradley shall provide Return Materials Authorization (RMA) to original purchaser for all authorized returns. It shall be the responsibility of the original purchaser to obtain written RMA authorization to return merchandise for credit. Materials must be in the original packaging and in resaleable as new condition. Items returned without RMA information provided will be refused and returned for delivery back to sender at sender's expense freight collect. A minimum of 25% handling and restocking charge (or \$50.00, whichever is greater) is required on all returns. Standard fixtures will be considered for return. Other custom-fabricated modified fixtures and special fixture items will not be considered for return, and are non-cancelable when entered by Bradley.

Please refer to our policy at <http://www.bradleycorp.com/customerservice/rma> for details.

**SHIPMENTS AND CLAIMS** Transit damage should be noted on the freight bill before signing for receipt of material. Bradley should be notified by FAX immediately. Bradley will then file the claim with the contracted carrier as a service to the customer. Claims for shipment shortages must be FAXed within two (2) weeks of invoice date to Bradley with documentation and are subject to factory verification.

**TECHNICAL ASSISTANCE** Your Bradley Sales Representative can provide technical or promotional information on Bradley Products. They are specialists in the field.

**FREIGHT CLASSIFICATION**

Washfountains 77-1/2	Emergency Fixtures 70
Showers 70	Patient Care 92-1/2

**WARRANTY** Product warranties may be found under "Product Information" on our website at [www.bradleycorp.com](http://www.bradleycorp.com)

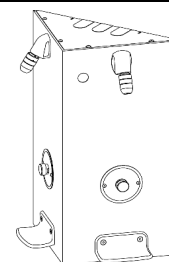


A WATTS Brand  
List Price

Effective Date April 15, 2025

## Econo Wall Showers - Multi-Stall Econo Wall Showers

### WS-2W & WS-3W (WS-2W-MS & WS-3W-MS)



WS-2W-AST

MODELS		
Description	Ship Wt. (lbs)	List Price
WS-2W 2 Station Econowall Shower	30	\$2,678.00
WS-3W 3 Station Econowall Shower	40	\$3,008.00
STANDARD SELECTIONS		
Showerhead Height: (select one)		List Price
6'-0" Standard Height		N/C
5'-6" Juvenile Height		N/C
Valve Type: (select one)		List Price per Station
Hot/Tempered and Cold Supplies		
EF Equa-Flo Pressure Balancing Valve w/ checkstops		\$814.00
HD Equa-Flo HD Pressure Balancing Valve w/ checkstops		\$972.00
TMV Thermostatic Mixing Valve w/ checkstops		\$1,128.00
HC Hot and Cold Compression Valve		\$406.00
<b>NOTE: Integral checkstops on valve inlets are included with EF, HD &amp; TMV</b>		
Single Tempered/Cold Supply		List Price per Station
PM Presto 50B Mechanical Metering Valve		\$694.00
AST Air Pushbutton		\$592.00
SV Single Compression Valve		\$167.00
TTPA TouchTime Pushbutton **		\$694.00
TTPB TouchTime Piezo Switch**		\$832.00
Showerhead Type:		List Price per Station
S15 Standard Showerhead 1.5GPM/5.7LPM		N/C
SX15 Severe Service Showerhead 1.5GPM/5.7LPM		\$109.00
S20 Standard Showerhead 2.0GPM/7.6LPM		\$109.00
SX20 Severe Service Showerhead 2.0GPM/7.6LPM		\$109.00
SF Deluxe Showerhead w/ Ball Joint 1.5GPM/5.7LPM		\$68.00
ES Economy Soft Flow w/Ball Joint 2.0GPM/7.6LPM		\$38.00
J Multi-Jet Showerhead 1.5GPM/5.7LPM		\$151.00
LX Luxury Showerhead 1.5GPM/5.7LPM		\$151.00
B Axis Showerhead 1.5GPM/5.7LPM		\$151.00

\*\* TTPA and TTPB valves require a low voltage UL/CSA listed 120VAC/12VDC plug-in adapter (Available as separate item from Bradley 261-147A Universal International Wall-Plug)

OPTIONAL SELECTIONS		
Volume Control: (only available on S15 and S20 showerhead)		List Price per Station
AKV Allen Key Volume Control		\$74.00
LHV Lever Handle Volume Control		\$96.00
NONE No Volume Control		N/C
Ball Joint: (only available on S15 and S20 showerhead )		List Price per Station
LBJ Lockable Ball Joint		\$149.00
NONE No Lockable Ball Joint		N/C
Supply Stop Type:		List Price
ST Stops in Supplies		\$34.00
NONE No Supply Stops		N/C
Soap type:		List Price per station
SD Standard Soap Dish		\$86.00
RSD Recessed Soap Dish		\$318.00
NONE No Soap Dish		N/C
Shroud Type:		List Price
SHV Vertical Shroud (per 3' section) *		\$488.00
(Floor to ceiling height _____ ft. _____ in.)		
SHH Horizontal Shroud (per 3' section) *		\$488.00
NONE No Shroud		N/C
Multi-Stall Partition Type:		Ship Wt. (lb) List Price
MS Multi-Stall Partitions		
2 Person Wall Shower-Multi-Stall Partitions	120	\$4,334.00
3 Person Wall Shower-Multi-Stall Partitions	160	\$8,637.00
Multi-Stall Curtain Type:		List Price Per Station
CN Standard Curtain (per station)		\$188.00
HR Herculite Curtains (per station)		\$218.00
NONE No Multi-Stall Curtain		N/C
Multi-Stall Roller Hook Type:		List Price Per Station
RH Roller Hooks		\$125.00
NONE No Multi-Stall Roller Hook		N/C
Multi-Stall Robe Hook Type:		List Price Per Station
BH Robe Hook		\$82.00
NONE No Multi-Stall Robe Hook		N/C
Hardware Type:		List Price
SC Standard Screws		N/C
VS Vandal Resistant Screws		\$34.00

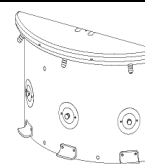
Prices and discontinued items are subject to change without notice and incurring obligation



A WATTS Brand  
List Price

Effective Date April 15, 2025

## Wall-Saver Showers (WS-2WMD & WS-3WMT)



WS-3WMT-AST

MODELS			
Models	Description	Ship Wt. (lbs)	List Price
WS-3WMT	2 Station Wall-Saver Shower	55	\$4,244.00
	3 Station Wall-Saver Shower	65	\$4,313.00
STANDARD SELECTIONS			
Showerhead Height: (select one)			List Price
6'-0"	Standard Height		N/C
5'-6"	Juvenile Height		N/C
Valve Type: (select one)			List Price per Station
Hot/Tempered and Cold Supplies			
EF	Equa-Flo Pressure Balancing Valve w/ checkstops		\$814.00
HD	Equa-Flo HD Pressure Balancing Valve w/ checkstops		\$972.00
TMV	Thermostatic Mixing Valve w/ checkstops		\$1,128.00
NOTE: Integral checkstops on valve inlets are included with EF, HD & TMV			
Single Tempered/Cold Supply			List Price per Station
AST	Air Pushbutton		\$592.00
SV	Single Compression Valve		\$167.00
TTPA	TouchTime Pushbutton **		\$694.00
TTPB	TouchTime Piezo Switch**		\$832.00
Showerhead Type:			List Price per Station
S15	Standard Showerhead 1.5GPM/5.7LPM		N/C
SX15	Severe Service Showerhead 1.5GPM/5.7LPM		\$109.00
S20	Standard Showerhead 2.0GPM/7.6LPM		\$109.00
SX20	Severe Service Showerhead 2.0GPM/7.6LPM		\$109.00
SF	Deluxe Showerhead w/ Ball Joint 1.5GPM/5.7LPM		\$68.00
ES	Economy Soft Flow w/Ball Joint 2.0GPM/7.6LPM		\$38.00
J	Multi-Jet Showerhead 1.5GPM/5.7LPM		\$151.00
LX	Luxury Showerhead 1.5GPM/5.7LPM		\$151.00
B	Axis Showerhead 1.5GPM/5.7LPM		\$151.00

OPTIONAL SELECTIONS		
Volume Control: (only available on S15 and S20 showerhead)		List Price per Station
AKV	Allen Key Volume Control	\$74.00
LHV	Lever Handle Volume Control	\$96.00
NONE	No Volume Control	N/C
Ball Joint: (only available on S15 and S20 showerhead )		List Price per Station
LBJ	Lockable Ball Joint	\$149.00
NONE	No Lockable Ball Joint	N/C
Supply Stop Type:		List Price
ST	Stops in Supplies	\$34.00
NONE	No Supply Stops	N/C
Shroud Type:		List Price
SHV	Vertical Shroud (per 3' section) * (Floor to ceiling height _____ ft. _____ in.)	\$488.00
SHH	Horizontal Shroud (per 3' section) *	\$488.00
NONE	No Shroud	N/C
Hardware Type:		List Price
SC	Standard Screws	N/C
VS	Vandal Resistant Screws	\$34.00

\*\* TTPA and TTPB valves require a low voltage UL/CSA listed 120VAC/12VDC plug-in adapter (Available as separate item from Bradley 261-147A Universal International Wall-Plug)

Prices and discontinued items  
are subject to change without  
notice and incurring obligation



A WATTS Brand  
List Price

Effective Date April 15, 2025

## Barrier-Free Econo Wall Showers (WS-2W-HN & WS-3W-HN)



WS-3W-HN-SVL

MODELS				
	Stations	Handicap Stations	Ship Wt. (lbs)	List Price
WS-2W-HN	2	1	40	\$5,198.00
WS-3W-HN	3	1	50	\$5,297.00
STANDARD SELECTIONS				
Showerhead Height: (select one)				List Price Per Station
6'-0"	Standard Height			N/C
5'-6"	Juvenile Height			N/C
Valve Type : (select one)				List Price Per Station
Hot/Tempered and Cold Supplies				
EF	Equa-Flo Pressure Balancing Valve w/ checkstops			\$814.00
HD	Equa-Flo HD Pressure Balancing Valve w/ checkstops			\$972.00
TMV	Thermostatic Mixing Valve w/ checkstops			\$1,128.00
NOTE: Integral checkstops on valve inlets are included with EF, HD & TMV				
Single Tempered/Cold Supply				List Price Per Station
AST	Air Pushbutton			\$592.00
SVL	Single Compression Valve w/ Lever			\$353.00
TTPA	TouchTime Pushbutton **			\$694.00
TTPB	TouchTime Piezo Switch**			\$832.00
Showerhead Type:				List Price Per Station
S15	Standard Showerhead 1.5GPM/5.7LPM			N/C
SX15	Severe Service Showerhead 1.5GPM/5.7LPM			\$109.00
S20	Standard Showerhead 2.0GPM/7.6LPM			\$109.00
SX20	Severe Service Showerhead 2.0GPM/7.6LPM			\$109.00
SF	Deluxe Showerhead w/ Ball Joint 1.5GPM/5.7LPM			\$68.00
ES	Economy Soft Flow w/Ball Joint 2.0GPM/7.6LPM			\$38.00
J	Multi-Jet Showerhead 1.5GPM/5.7LPM			\$151.00
LX	Luxury Showerhead 1.5GPM/5.7LPM			\$151.00
B	Axis Showerhead 1.5GPM/5.7LPM			\$151.00
Valve Location (select one)				List Price
VL	Valve Left			N/C
VR	Valve Right			N/C

\*\* TTPA and TTPB valves require a low voltage UL/CSA listed 120VAC/12VDC plug-in adapter (Available as separate item from Bradley 261-147A Universal International Wall-Plug)

OPTIONAL SELECTIONS		
Volume Control Type: (only available on S15 and S20 showerhead)		List Price Per Station
AKV	Allen Key Volume Control	\$74.00
LHV	Lever Handle Volume Control	\$96.00
NONE	No Volume Control	N/C
Ball Joint: (only available on S15 and S20 showerhead)		List Price Per Station
LBJ	Lockable Ball Joint	\$149.00
NONE	No Lockable Ball Joint	N/C
Supply Stop Type:		List Price
ST	Stops in Supplies	\$34.00
NONE	No Supply Stops	N/C
Soap Type:		List Price Per Station
SD	Standard Soap Dish	\$86.00
RSD	Recessed Soap Dish	\$318.00
NONE	No Soap Dish	N/C
Shroud Type:		List Price
SHV	Vertical Shroud (per 3' section) * (Floor to ceiling height _____ ft. _____ in.)	\$488.00
SHH	Horizontal Shroud (per 3' section) *	\$488.00
NONE	No Shroud	N/C
Shower Seat Type (select one)		List Price
RSS	Reversible Phenolic Shower Seat	\$980.00
NS	No Seat	N/C
Grab Bar Type (select one)		List Price
GB	24" Straight Grab Bar	\$375.00
NONE	No Grab Bar	N/C
HardwareType (select one)		List Price
SC	Standard Screws	N/C
VS	Vandal Resistant Screws	\$34.00

Prices and discontinued items  
are subject to change without  
notice and incurring obligation



A WATTS Brand  
List Price

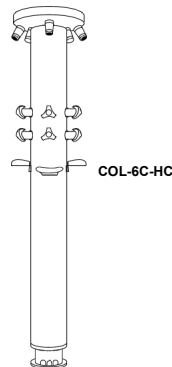
Effective Date April 15, 2025

## Column Showers 6-Person (Multi-Stall Column Shower)

### COL-6C (COL-6C-MS)

MODEL			
Description		Ship Wt. (lbs)	List Price
COL-6C	6-Person Column Shower	165	\$7,499.00
STANDARD SELECTIONS			
Drain Type:			List Price Per Station
A	Off-line vent with supplies from below		N/C
B	Centrally rising vent with supplies from above		N/C
H	Centrally rising vent with supplies from below		N/C
O	Off-line vent with supplies from above		N/C
Showerhead Height:			List Price Per Station
6'-0"	Standard Height		N/C
5'-6"	Juvenile Height		N/C
Valve Type:			List Price Per Station
Hot/Tempered and Cold Supplies			
EF	Equa-Flo Pressure Balancing Valve		\$713.00
HD	Equa-Flo HD Pressure Balancing Valve		\$868.00
TMV	Thermostatic Mixing Valve		\$1,112.00
HC	Hot and Cold Compression Valve		\$406.00
NOTE: Integral checkstops on valve inlets are included with EF, HD & TMV			
Single Tempered/Cold Supply			List Price Per Station
AST	Air Pushbutton		\$720.00
SV	Single Compression Valve		\$175.00
TTPA	TouchTime® Pushbutton **		\$840.00
TTPB	TouchTime® Piezo Switch **		\$1,008.00
Showerhead Type:			List Price Per Station
S15	Standard Showerhead 1.5GPM/5.7LPM		N/C
SX15	Severe Service Showerhead 1.5GPM/5.7LPM		\$109.00
S20	Standard Showerhead 2.0GPM/7.6LPM		\$109.00
SX20	Severe Service Showerhead 2.0GPM/7.6LPM		\$109.00
SF	Deluxe Showerhead w/ Ball Joint 1.5GPM/5.7LPM		\$68.00
ES	Economy Soft Flow w/Ball Joint 2.0GPM/7.6LPM		\$38.00
J	Multi-Jet Showerhead 1.5GPM/5.7LPM		\$151.00
LX	Luxury Showerhead 1.5GPM/5.7LPM		\$151.00
B	Axis Showerhead 1.5GPM/5.7LPM		\$151.00

\*\* TTPA and TTPB valves require a low voltage UL/CSA listed 120VAC/12VDC plug-in adapter (Available as separate item from Bradley 261-147A Universal International Wall-Plug)



OPTIONAL SELECTIONS			
Volume Control Type: (only available on S15 and S20 showerhead)			List Price Per Station
AKV	Allen Key Volume Control		\$74.00
LHV	Lever Handle Volume Control		\$96.00
NONE	No Volume Control		N/C
Ball Joint Type: (only available on S15 and S20 showerhead)			List Price Per Station
LBJ	Lockable Ball Joint		\$149.00
NONE	No Ball Joint		N/C
Supply Stop Type:			List Price
ST	Stops in Supplies (each supply)		\$34.00
NONE	No Supply Stops		N/C
Drain Variant Type:			List Price
D	Standard Drain		\$241.00
DG	Dome Grate Drain		\$1,023.00
LD	Less Column Drain		N/C
Ship Drain in Advance:			List Price
Y	Yes, Ship Drain with Unit		N/C
N	No, Ship Drain with Unit		N/C
NONE	Less Column Drain Selected		N/C
Column Drain Slot Type:			List Price
WS	With Column Drain Slots		N/C
LS	Less Column Drain Slots *		N/C
Clamping Ring Type: (only available with Drain Variant D or DG)			List Price
CR	Clamping Ring for Flashing		\$260.00
NONE	No Clamping Ring for Flashing		N/C
Ship Clamping Ring in Advance:			List Price
Y	Yes, Ship Clamping Ring with Unit		N/C
N	No, Ship Clamping Ring with Unit		N/C
NONE	No Clamping Ring Selected		N/C
Shroud Type:			List Price
SH	Telescoping Shroud * (Floor to ceiling height _____ ft. _____ in.)		\$895.00
NONE	No Shroud		N/C
Flange Anchor Type:			List Price
FAK	Flange Anchor Kit		\$163.00
NONE	No Flange Anchor Kit		N/C
Multi-Stall Partition Type:		Ship Wt. (lbs)	List Price
MS	Multi-Stall Partitions-6 Person Column	340	\$14,585.00
NONE	No Multi-Stall Partitions		N/C
Multi-Stall Curtain Type:			List Price Per Station
CN	Standard Curtain		\$188.00
HR	Herculite Curtains		\$218.00
NONE	No Multi-Stall Curtain		N/C
Multi-Stall Roller HookType:			List Price Per Station
RH	Roller Hooks		\$125.00
NONE	No Multi-Stall Roller Hook		N/C
Multi-Stall Robe HookType:			List Price Per Station
BH	Robe-Hook		\$82.00
NONE	No Multi-Stall Robe Hook		N/C

Prices and discontinued items  
are subject to change without  
notice and incurring obligation



A WATTS Brand  
List Price

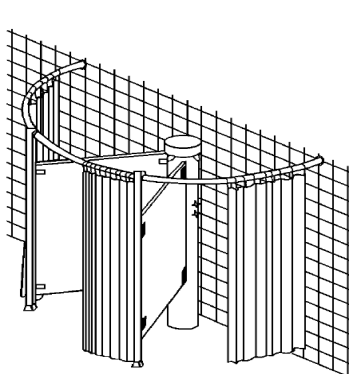
Effective Date April 15, 2025

## Column Showers 2-5 Person (Multi-Stall Column Showers)

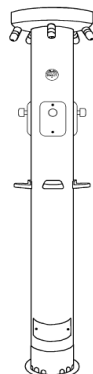
COL-2C, COL-3C, COL-4C, COL-5C (COL-2C-MS, COL-3C-MS, COL-4C-MS, COL-5C-MS)

MODELS			
	Description	Ship Wt. (lbs)	List Price
COL-2C	2-Person Column Shower	115	\$5,766.00
COL-3C	3-Person Column Shower	120	\$5,822.00
COL-4C	4-Person Column Shower	130	\$5,911.00
COL-5C	5-Person Column Shower	140	\$5,995.00
STANDARD SELECTIONS			
<b>Drain Type:</b>			<b>List Price</b>
A	Off-line vent with supplies from below		N/C
B	Centrally rising vent with supplies from above		N/C
H	Centrally rising vent with supplies from below		N/C
O	Off-line vent with supplies from above		N/C
<b>Showerhead Height:</b>			<b>List Price</b>
6'-0"	Standard Height		N/C
5'-6"	Juvenile Height		N/C
<b>Valve Type:</b>			<b>List Price Per Station</b>
<b>Hot/tempered and cold supplies</b>			
EF	Equa-Flo Pressure Balancing Valve		\$713.00
HD	Equa-Flo HD Pressure Balancing Valve		\$868.00
TMV	Thermostatic Mixing Valve		\$1,112.00
HC	Hot and Cold Compression Valve		\$406.00
<b>NOTE: Integral checkstops on valve inlets are included with EF, HD &amp; TMV</b>			
<b>Single tempered/cold supply</b>			<b>List Price Per Station</b>
AST	Air Pushbutton		\$720.00
SV	Single Compression Valve		\$175.00
TTPA	TouchTime® Pushbutton **		\$840.00
TTPB	TouchTime® Piezo Switch **		\$1,008.00
<b>Showerhead Type:</b>			<b>List Price Per Station</b>
S15	Standard Showerhead 1.5GPM/5.7LPM		N/C
SX15	Severe Service Showerhead 1.5GPM/5.7LPM		\$109.00
S20	Standard Showerhead 2.0GPM/7.6LPM		\$109.00
SX20	Severe Service Showerhead 2.0GPM/7.6LPM		\$109.00
SF	Deluxe Showerhead w/ Ball Joint 1.5GPM/5.7LPM		\$68.00
ES	Economy Soft Flow w/Ball Joint 2.0GPM/7.6LPM		\$38.00
J	Multi-Jet Showerhead 1.5GPM/5.7LPM		\$151.00
LX	Luxury Showerhead 1.5GPM/5.7LPM		\$151.00
B	Axis Showerhead 1.5GPM/5.7LPM		\$151.00

\*\* TTPA and TTPB valves require a low voltage UL/CSA listed 120VAC/12VDC plug-in adapter (Available as separate item from Bradley 261-147A Universal International Wall-Plug)



COL-5C



COL-3C-MS

OPTIONAL SELECTIONS			
<b>Volume Control: (only available on S15 and S20 showerhead)</b>			<b>List Price Per Station</b>
AKV	Allen Key Volume Control		\$74.00
LHV	Lever Handle Volume Control		\$96.00
NONE	No Volume Control		N/C
<b>Ball Joint: (only available on S15 and S20 showerhead)</b>			<b>List Price Per Station</b>
LBJ	Lockable Ball Joint		\$149.00
NONE	No Ball Joint		N/C
<b>Supply Stop Type:</b>			<b>List Price</b>
ST	Stops in Supplies		\$34.00
NONE	No Supply Stops		N/C
<b>Drain Variant Type:</b>			<b>List Price</b>
D	Standard Drain		\$241.00
DG	Dome Grate Drain		\$1,023.00
LD	Less Column Drain		N/C
<b>Ship Drain in Advance:</b>			<b>List Price</b>
Y	Yes, Ship Drain with Unit		N/C
N	No, Ship Drain with Unit		N/C
NONE	Less Column Drain Selected		N/C
<b>Column Drain Slot Type:</b>			<b>List Price</b>
WS	With Column Drain Slots		N/C
LS	Less Drain Slots *		N/C
<b>Clamping Ring Type: (only available with Drain Variant D or DG)</b>			<b>List Price</b>
CR	Clamping Ring for Flashing		\$260.00
NONE	No Clamping Ring for Flashing		N/C
<b>Ship Clamping Ring in Advance:</b>			<b>List Price</b>
Y	Yes, Ship Clamping Ring with Unit		N/C
N	No, Ship Clamping Ring with Unit		N/C
NONE	No Clamping Ring Selected		N/C
<b>Shroud Type:</b>			<b>List Price</b>
SH	Telescoping Shroud *		\$895.00
	(Floor to ceiling height _____ ft. _____ in.)		
NONE	No Shroud		N/C
<b>Flange Anchor Type:</b>			<b>List Price</b>
FAK	Flange Anchor Kit		\$163.00
NONE	No Flange Anchor Kit		N/C
<b>Multi-Stall Partition Type:</b>			<b>List Price</b>
MS	Multi-Stall Partitions- 2 Person Column		\$3,675.00
MS1	1 Privacy Partition-2 Person Column		\$3,675.00
MS	Multi-Stall Partitions- 3 Person Column		\$8,830.00
MS2	2 Privacy Partitions-3 Person Column		\$8,830.00
MS	Multi-Stall Partitions-4 Person Column		\$11,197.00
MS	Multi-Stall Partitions- 5 Person Column		\$12,521.00
NONE	No Multi-Stall Partitions		N/C
<b>Multi-Stall Curtain Type:</b>			<b>List Price Per Station</b>
CN	Standard Curtain		\$188.00
HR	Herculite Curtains		\$218.00
NONE	No Multi-Stall Curtain		N/C
<b>Multi-Stall Roller Hook Type:</b>			<b>List Price Per Station</b>
RH	Roller Hooks		\$125.00
NONE	No Multi-Stall Roller Hook		N/C
<b>Multi-Stall Robe Hook Type:</b>			<b>List Price Per Station</b>
BH	Robe Hook		\$82.00
NONE	No Multi-Stall Robe Hook		N/C

Prices and discontinued items  
are subject to change without  
notice and incurring obligation



A WATTS Brand  
List Price

Effective Date April 15, 2025

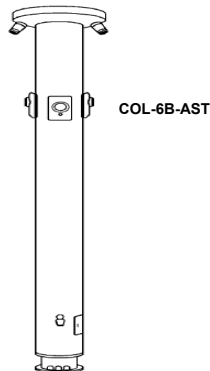
## Column Beach Showers 2-6 Person

0

### COL-2B, COL-3B, COL-4B, COL-5B, COL-6B

MODELS				
	Showerheads	Foot Sprays	Ship Wt. (lbs)	List Price
COL-2B	1	1	115	\$6,927.00
COL-3B	2	1	120	\$7,014.00
COL-4B	3	1	130	\$7,082.00
COL-5B	4	1	140	\$7,182.00
COL-6B	5	1	165	\$8,682.00
STANDARD SELECTIONS				
Drain Type:				List Price
A Off-line vent with supplies from below				N/C
Showerhead Height:				List Price
6'-0" Standard Height				N/C
5'-6" Juvenile Height				N/C
Valve Type :				List Price Per Station
Single tempered/cold supply				
AST Air Pushbutton				\$720.00
SV Single Compression Valve				\$175.00
Showerhead Type:				List Price Per Station
S15 Standard Showerhead 1.5GPM/5.7LPM				N/C
S20 Standard Showerhead 2.0GPM/7.6LPM				\$109.00

OPTIONAL SELECTIONS		List Price
Supply Stop Type:		
ST	Stops in Supplies	\$34.00
NONE	No Supply Stops	N/C
Drain Variant Type:		List Price
D	Standard Drain	\$241.00
DG	Dome Grate Drain	\$1,023.00
LD	Less Column Drain	N/C
Ship Drain in Advance:		List Price
Y	Yes, Ship Drain with Unit	N/C
N	No, Ship Drain with Unit	N/C
NONE	Less Column Drain Selected	N/C
Column Drain Slot Type:		List Price
WS	With Column Drain Slots	N/C
LS	Less Drain Slots *	N/C
Clamping Ring Type: (only available with Drain Variant D or DG)		List Price
CR	Clamping Ring for Flashing	\$260.00
NONE	No Clamping Ring for Flashing	N/C
Ship Clamping Ring in Advance:		List Price
Y	Yes, Ship Clamping Ring with Unit	N/C
N	No, Ship Clamping Ring with Unit	N/C
NONE	No Clamping Ring Selected	N/C



Prices and discontinued items  
are subject to change without  
notice and incurring obligation





## Barrier-Free Column Showers 2-6 Person

### COL-2C-HN, COL-3C-HN, COL-4C-HN, COL-5C-HN, COL-6C-HN

Model No.	Stations	Handicap Stations	Ship Wt. (lbs)	List Price
COL-2C-HN	2	1	120	\$9,291.00
COL-3C-HN	3	1	125	\$9,366.00
COL-4C-HN	4	1	135	\$9,429.00
COL-5C-HN	5	1	145	\$9,525.00
COL-6C-HN	6	1	170	\$10,906.00

#### STANDARD SELECTIONS

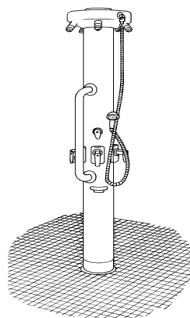
Drain Type:	List Price
A Off-line vent with supplies from below	N/C
B Centrally rising vent with supplies from above	N/C
H Centrally rising vent with supplies from below	N/C
O Off-line vent w/ supplies from above	N/C
Showerhead Height:	List Price
6'-0" Standard Height	N/C
5'-6" Juvenile Height	N/C

Valve Type:	List Price Per Station
<b>Hot/tempered and cold supplies</b>	
EF Equa-Flo Pressure Balancing Valve	\$713.00
HD Equa-Flo HD Pressure Balancing Valve	\$868.00
TMV Thermostatic Mixing Valve	\$1,112.00

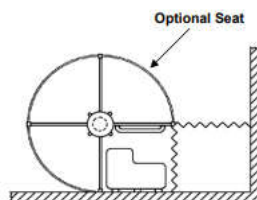
**NOTE: Integral checkstops on valve inlets are included with EF, HD & TMV**

Single tempered/cold supply	List Price Per Station
AST Air Pushbutton	\$720.00
SVL Single Compression Valve w/ Lever	\$348.00
TPPA TouchTime® Pushbutton **	\$840.00
TPPB TouchTime® Piezo Switch **	\$1,008.00

Showerhead Type:	List Price Per Station
S15 Standard Showerhead 1.5GPM/5.7LPM	N/C
SX15 Severe Service Showerhead 1.5GPM/5.7LPM	\$109.00
S20 Standard Showerhead 2.0GPM/7.6LPM	\$109.00
SX20 Severe Service Showerhead 2.0GPM/7.6LPM	\$109.00
SF Deluxe Showerhead w/ Ball Joint 1.5GPM/5.7LPM	\$68.00
ES Economy Soft Flow w/Ball Joint 2.0GPM/7.6LPM	\$38.00
J Multi-Jet Showerhead 1.5GPM/5.7LPM	\$151.00
LX Luxury Showerhead 1.5GPM/5.7LPM	\$151.00
B Axis Showerhead 1.5GPM/5.7LPM	\$151.00



COL-5C-HN



COL-4C-HN-MS

#### OPTIONAL SELECTIONS

Volume Control: (only available on S15 and S20 showerhead)	List Price Per Station
AKV Allen Key Volume Control	\$74.00
LHV Lever Handle Volume Control	\$96.00
NONE No Volume Control	N/C
Ball Joint: (only available on S15 and S20 showerhead)	List Price Per Station
LBJ Lockable Ball Joint	\$149.00
NONE No Ball Joint	N/C
Supply Stop Type:	List Price
ST Stops in Supplies	\$34.00
NONE No Supply Stops	N/C
Drain Variant Type:	List Price
D Standard Drain	\$241.00
DG Dome Grate Drain	\$1,023.00
LD Less Column Drain	N/C
Ship Drain in Advance:	List Price
Y Yes, Ship Drain with Unit	N/C
N No, Ship Drain with Unit	N/C
NONE Less Column Drain Selected	N/C
Column Drain Slot Type:	List Price
WS With Column Drain Slots	N/C
LS Less Drain Slots *	N/C
Clamping Ring Type: (only available with Drain Variant D or DG)	List Price
CR Clamping Ring for Flashing	\$260.00
NONE No Clamping Ring for Flashing	N/C
Ship Clamping Ring in Advance:	List Price
Y Yes, Ship Clamping Ring with Unit	N/C
N No, Ship Clamping Ring with Unit	N/C
NONE No Clamping Ring Selected	N/C
Flange Anchor Type:	List Price
FAK Flange Anchor Kit	\$163.00
NONE No Flange Anchor Kit	N/C
Shroud Type:	List Price
SH Telescoping Shroud *	\$895.00
(Floor to ceiling height _____ ft. _____ in.)	
NONE No Shroud	N/C
Multi-Stall Partitions:	List Price
MS Multi-Stall Partitions (COL-4C-HN Only) *	\$11,197.00
NONE No Multi-Stall Partitions	N/C
Multi-Stall Curtain Type:	List Price Per Station
CN Standard Curtain	\$188.00
HR Herculite Curtains	\$218.00
NONE No Multi-Stall Curtain	N/C
Multi-Stall Roller Hook Type:	List Price Per Station
RH Roller Hooks	\$125.00
NONE No Multi-Stall Roller Hook	N/C
Multi-Stall Robe Hook Type:	List Price Per Station
BH Robe Hook	\$82.00
NONE No Multi-Stall Robe Hook	N/C

\*\* TPPA and TPPB valves require a low voltage UL/CSA listed 120VAC/12VDC plug-in adapter (Available as separate item from Bradley 261-147A Universal International Wall-Plug)

Prices and discontinued items  
are subject to change without  
notice and incurring obligation